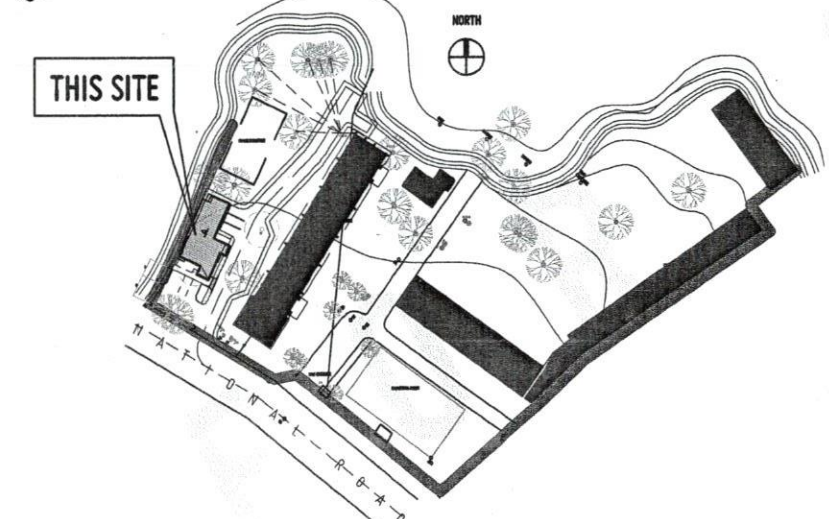


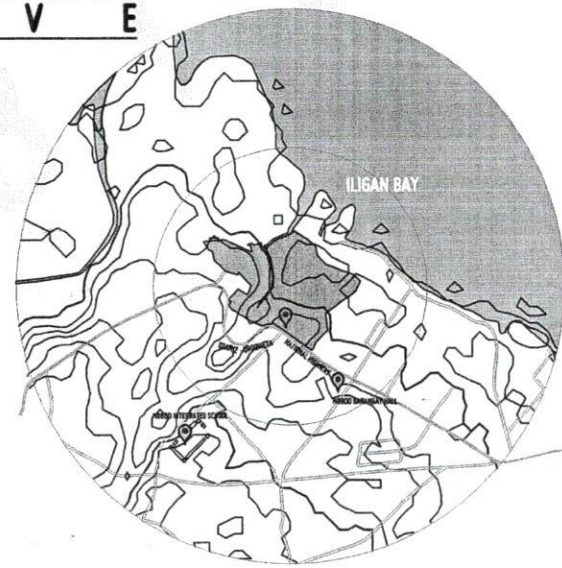


P E R S P E C T I V E



LOCATION PLAN

SCALE 1:4500 MTS



VICINITY MAP

SCALE 1:20000 MTS

TABLE OF CONTENTS:

ARCHITECTURAL

A0 PERSPECTIVE
VICINITY MAP
LOCATION MAP

A1 SITE DEVELOPMENT PLAN
A2 GROUND FLOOR PLAN
A3 SECOND FLOOR PLAN
A4 ROOF PLAN
A5 GROUND FLOOR REFLECTED CEILING PLAN
A6 SECOND FLOOR REFLECTED CEILING PLAN
A7 FRONT & RIGHT SIDE ELEVATION
A8 REAR & LEFT SIDE ELEVATION
A9 SECTION A-A & SECTION B-B
A10 GROUND FLOOR & SECOND FLOOR SCHEDULE OF FINISHES
A11 SCHEDULE OF DOORS & WINDOWS - 1 OF 3
A12 SCHEDULE OF DOORS & WINDOWS - 2 OF 3
A13 SCHEDULE OF DOORS & WINDOWS - 3 OF 3
A14 RAMP DETAIL
A15 MAIN STAIRS DETAIL - 1 OF 2
A16 MAIN STAIRS DETAIL - 2 OF 2
A17 FIRE EXIT STAIR DETAIL 1 OF 2
A18 FIRE EXIT STAIR DETAIL 2 OF 2
A19 SECOND FLOOR LOBBY RAILING DETAIL
A20 HALLWAY RAILING AND SUN BUFFER DETAIL
A21 HALLWAY RAILING DETAIL
A22 CANOPY DETAIL
A23 OUTDOOR LAVATORY DETAIL
A24 GROUND FLOOR WASH AREA & COMFORT ROOMS DETAIL - 1 OF 2
A25 GROUND FLOOR WASH AREA & COMFORT ROOMS DETAIL - 2 OF 2
A26 UNIT 1, 2, 3, AND 4 COMFORT ROOMS DETAIL
A27 UNIT 5 COMFORT ROOM DETAIL
A28 UNIT 6 COMFORT ROOM DETAIL

STRUCTURAL

S1 GENERAL NOTES AND LOCATION PLAN
S2 FOUNDATION LAYOUT, SCHEDULE OF FOOTING AND FOUNDATION DETAILS
S3 COLUMN AND THE BEAM LAYOUT, THE BEAM DETAILS, WALL FOOTING DETAIL, SLAB ON GRADE TYPICAL DETAIL, AND SCHEDULE OF COLUMNS
S4 2ND FLOOR BEAM LAYOUT, SCHEDULE OF BEAMS, AND SUSPENDED SLAB
S5 ROOF BEAM LAYOUT AND SCHEDULE OF SLABS
S6 ROOF FRAMING LAYOUT
S7 TRUSS DETAIL, PURLIN DETAIL, AND STAIR DETAIL

ELECTRICAL

E1 GROUND FLOOR & SECOND FLOOR POWER LAYOUT
E2 GROUND FLOOR & SECOND FLOOR LIGHTING LAYOUT
E3 SCHEDULE OF LOADS & COMPUTATIONS
E4 SCHEDULE OF LOADS & COMPUTATIONS RISER DIAGRAM
E5 SCHEMATIC DIAGRAM
GENERAL NOTES
SERVICE PIEDISTAL DETAIL
LOCATION PLAN
TYPICAL DETAILS

PLUMBING

P1 GROUND FLOOR WASTE LINE LAYOUT
P2 SECOND FLOOR WASTE LINE LAYOUT
P3 ROOF DRAIN LAYOUT
P4 WASTE LINE ISOMETRIC DIAGRAM
P5 WATER LINE ISOMETRIC DIAGRAM
P6 SEPTIC TANK DETAIL
GENERAL NOTES
TYPICAL DETAILS

MECHANICAL

M1 GROUND & SECOND FLOOR MECHANICAL LAYOUT
M2 TYPICAL SPLIT-TYPE CONNECTION, ACCU MOUNTING, & ACU WINDOW TYPE ISOMETRIC DETAIL
M3 REFRIGERANT PIPE THRU WALL, REFRIGERANT PIPE INSULATION & REFRIGERANT PIPE HANGER DETAIL

ELECTRONICS

ECE1 GROUND FLOOR & SECOND FLOOR ECE LAYOUT
ECE2 GENERAL NOTES, LOCATION MAP & VICINITY MAP
ECE3 CCTV SYSTEM RISER, FIRE ALARM SYSTEM RISER AND TELEPHONE & INTERNET RISER DIAGRAMS

REPUBLIC OF THE PHILIPPINES
DEPARTMENT OF PUBLIC WORKS & HIGHWAYS
OFFICE OF THE BUILDING OFFICIAL

CITY OF OROQUIETA
PROVINCE OF MISAMIS OCCIDENTAL

Approved by:

LINE AND GRADE

GEODETIC

ARCHITECTURAL

CIVIL

STRUCTURAL

ELECTRICAL

MECHANICAL

ELECTRONICS

PLUMBING/SANITARY

FIRE PRO.



REPUBLIC OF THE PHILIPPINES
UNIVERSITY OF SCIENCE AND TECHNOLOGY OF SOUTHERN PHILIPPINES
CAGAYAN DE ORO CAMPUS
INFRASTRUCTURE PLANNING AND FACILITY DEVELOPMENT UNIT
CLARO M. RECTO AVENUE, LAPASAN CAGAYAN DE ORO CITY 9000
TELEPHONE # (0932) 21-60-68 / (0938) 908-1178 / 908-1179 | FAX # (0938) 908-400
WEBSITE: www.ustip.edu.ph

AR. FERDINAND A. BOMPA
ARCHITECT
PRC # 49330
VCEM # 241471A
DATE 01-27-22
TH 05-092-087
PLACE CDO

PROJECT PROPOSED 2- STOREY MOCK HOTEL for HOTEL & RESTAURANT MANAGEMENT
LOCATION USTP-OROQUIETA CAMPUS, OROQUIETA, MISAMIS OCCIDENTAL
OWNER UNIVERSITY OF SCIENCE & TECHNOLOGY OF SOUTHERN PHILIPPINES

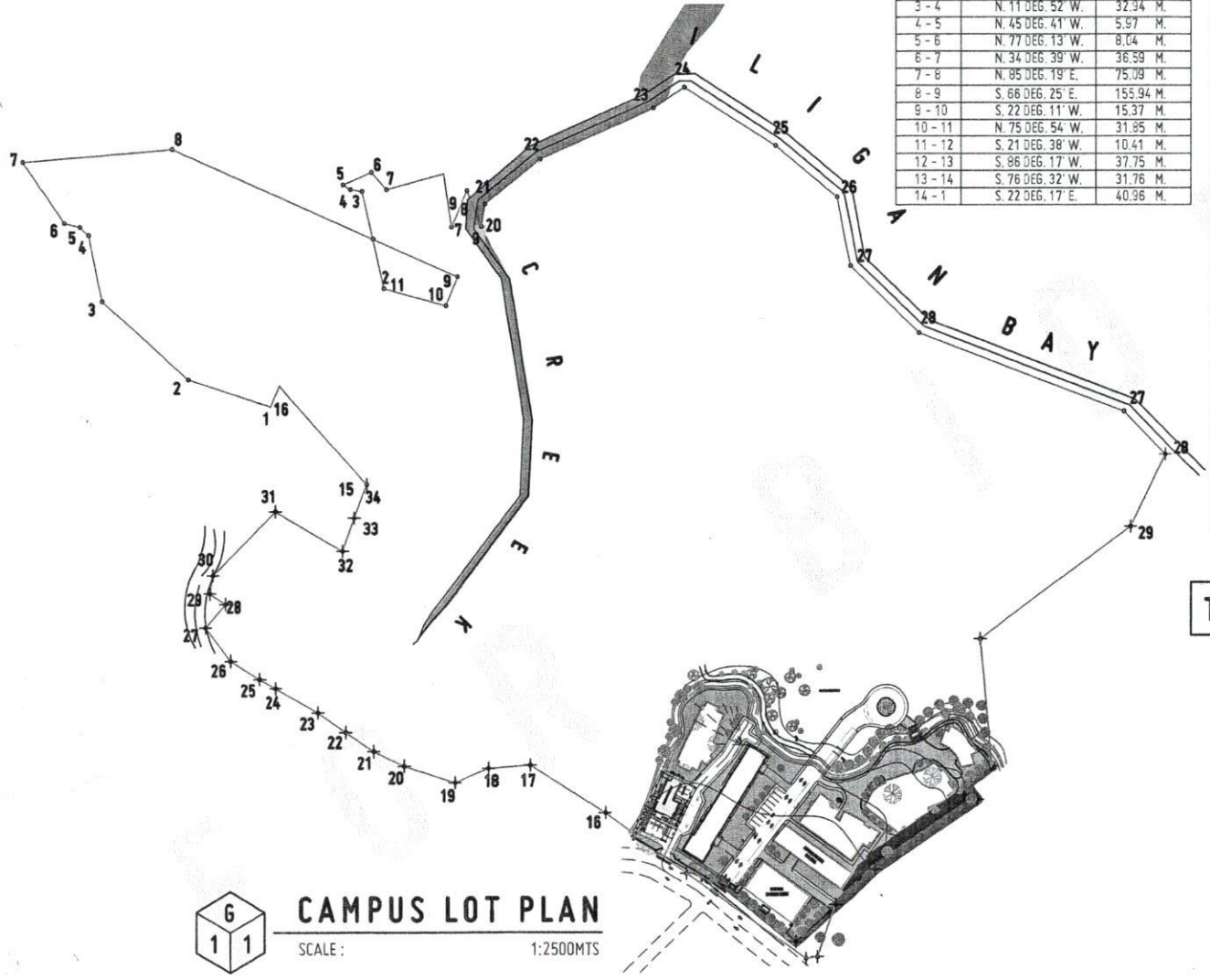
RECOMMENDING APPROVAL:
AR. FERDINAND A. BOMPA
DIRECTOR OFFICE OF ARCHITECTURAL PLANNING, FACILITY DEVELOPMENT OFFICE

RECOMMENDING APPROVAL:
ATTY. ERWIN B. BUCIO
VP FOR ADMINISTRATION & LEGAL AFFAIRS

APPROVED BY:
DR. AMBROSIO B. CULTURA II
PRESIDENT, USTP SYSTEM

SHEET CONTENTS:
DRAWN BY:
DATE DRAWN:
PNC:

AO



6
1 1

CAMPUS LOT PLAN

SCALE: 1:2500M

TECHNICAL DESCRIPTION A

LINE	BEARING	DISTANCE
TIE LINE	N. 50 DEG. 14' W.	2630.81 M.
1 - 2	N. 72 DEG. 22' W.	43.54 M.
2 - 3	N. 48 DEG. 03' W.	57.85 M.
3 - 4	N. 11 DEG. 52' W.	32.34 M.
4 - 5	N. 45 DEG. 41' W.	5.97 M.
5 - 6	N. 77 DEG. 13' W.	8.04 M.
6 - 7	N. 34 DEG. 39' W.	36.59 M.
7 - 8	N. 85 DEG. 19' E.	75.09 M.
8 - 9	S. 66 DEG. 25' E.	155.94 M.
9 - 10	S. 22 DEG. 11' W.	15.37 M.
10 - 11	N. 75 DEG. 54' W.	31.85 M.
11 - 12	S. 21 DEG. 38' W.	10.41 M.
12 - 13	S. 86 DEG. 17' W.	37.75 M.
13 - 14	S. 76 DEG. 32' W.	31.76 M.
14 - 1	S. 22 DEG. 17' E.	40.96 M.

TECHNICAL DESCRIPTION B

LINE	BEARING	DISTANCE
TIE LINE	N 53 DEG 58' W	2593.61 M.
1 - 2	S 42 DEG 07' W	32.56 M.
2 - 3	S 43 DEG 12' W	6.78 M.
3 - 4	N 50 DEG 00' W	54.84 M.
4 - 5	S 43 DEG 47' W	30.17 M.
5 - 6	S 33 DEG 58' W	1.74 M.
6 - 7	S 24 DEG 27' E	28.60 M.
7 - 8	N 30 DEG 07' W	27.41 M.
8 - 9	N 39 DEG 21' E	3.31 M.
9 - 10	N 33 DEG 58' E	1.74 M.
10 - 11	N 42 DEG 35' W	73.31 M.
11 - 12	S 49 DEG 50' W	68.40 M.
12 - 13	S 59 DEG 29' E	81.93 M.
13 - 14	S 45 DEG 07' W	18.11 M.
14 - 15	N 57 DEG 57' W	75.50 M.
15 - 16	N 42 DEG 56' W	50.37 M.
16 - 17	N 35 DEG 55' E	46.74 M.
17 - 18	N 39 DEG 15' E	33.81 M.
18 - 19	N 03 DEG 05' E	39.33 M.
19 - 20	N 06 DEG 14' W	71.81 M.
20 - 21	N 36 DEG 14' W	29.32 M.
21 - 22	N 08 DEG 48' E	11.17 M.
22 - 23	N 59 DEG 18' E	35.39 M.
23 - 24	N 66 DEG 20' E	61.92 M.
24 - 25	N 57 DEG 02' E	18.45 M.
25 - 26	S 57 DEG 50' E	53.71 M.
26 - 27	S 50 DEG 30' E	39.72 M.
27 - 28	S 11 DEG 23' E	34.41 M.
28 - 29	S 46 DEG 09' E	47.70 M.
29 - 30	S 29 DEG 21' E	109.18 M.
30 - 31	S 44 DEG 08' E	29.52 M.
31 - 32	S 25 DEG 38' W	39.53 M.
32 - 33	S 53 DEG 37' W	135.28 M.
33 - 1	N 35 DEG 48' W	20.44 M.

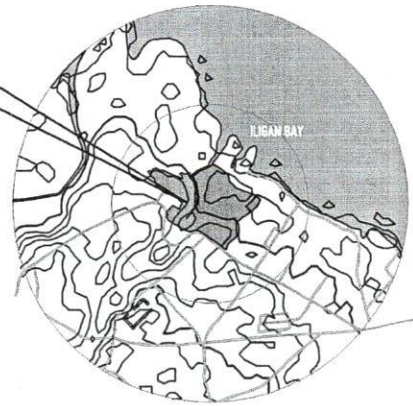
TECHNICAL DESCRIPTION C

LINE	BEARING	DISTANCE
TIE LINE	S 47 DEG 27' W	13126.62 M.
1 - 2	S 23 DEG 08' W	27.92 M.
2 - 3	N 73 DEG 00' W	56.79 M.
3 - 4	S 48 DEG 07' W	10.52 M.
4 - 5	N 22 DEG 17' W	40.96 M.
5 - 6	N 76 DEG 32' E	31.76 M.
6 - 7	N 86 DEG 18' E	37.75 M.
7 - 8	S 22 DEG 23' W	2.39 M.
8 - 9	S 74 DEG 46' E	31.28 M.
9 - 1	S 23 DEG 25' W	23.12 M.

TECHNICAL DESCRIPTION D

LINE	BEARING	DISTANCE
TIE LINE	N 55 DEG 41' W	30000.0 M.
1 - 2	N 37 DEG 04' E	19.01 M.
2 - 3	N 35 DEG 52' E	19.99 M.
3 - 4	N 53 DEG 02' E	28.01 M.
4 - 5	N 37 DEG 21' E	25.57 M.
5 - 6	N 10 DEG 50' W	3.51 M.
6 - 7	N 27 DEG 43' W	57.58 M.
7 - 8	N 23 DEG 39' E	19.85 M.
8 - 9	S 22 DEG 16' E	19.08 M.
9 - 10	S 34 DEG 55' E	29.23 M.
10 - 11	S 09 DEG 27' E	66.58 M.
11 - 12	S 00 DEG 50' E	35.41 M.
12 - 13	S 39 DEG 14' W	32.90 M.
13 - 1	N 64 DEG 06' W	62.37 M.

THIS SITE



6
1 1

VICINITY MAP

NOT DRAWN TO SCALE

NORTH



61



REPUBLIC OF THE PHILIPPINES
UNIVERSITY OF SCIENCE AND TECHNOLOGY OF SOUTHERN PHILIPPINES
CAGAYAN DE ORO CAMPUS
INFRASTRUCTURE PLANNING AND FACILITY DEVELOPMENT UNIT
CLAUD M. RECTO AVENUE, LAPASA, CAGAYAN DE ORO CITY 9000
TELEPHONE # (0862) 73-80-85 / (086) 858-1708 / 858-1739 | FAX # (086) 858-4888
WEBSITE: www.ustip.edu.ph

GEODETTIC ENGINEER	
PRC NO.	PPR NO.
DATE	PLACE

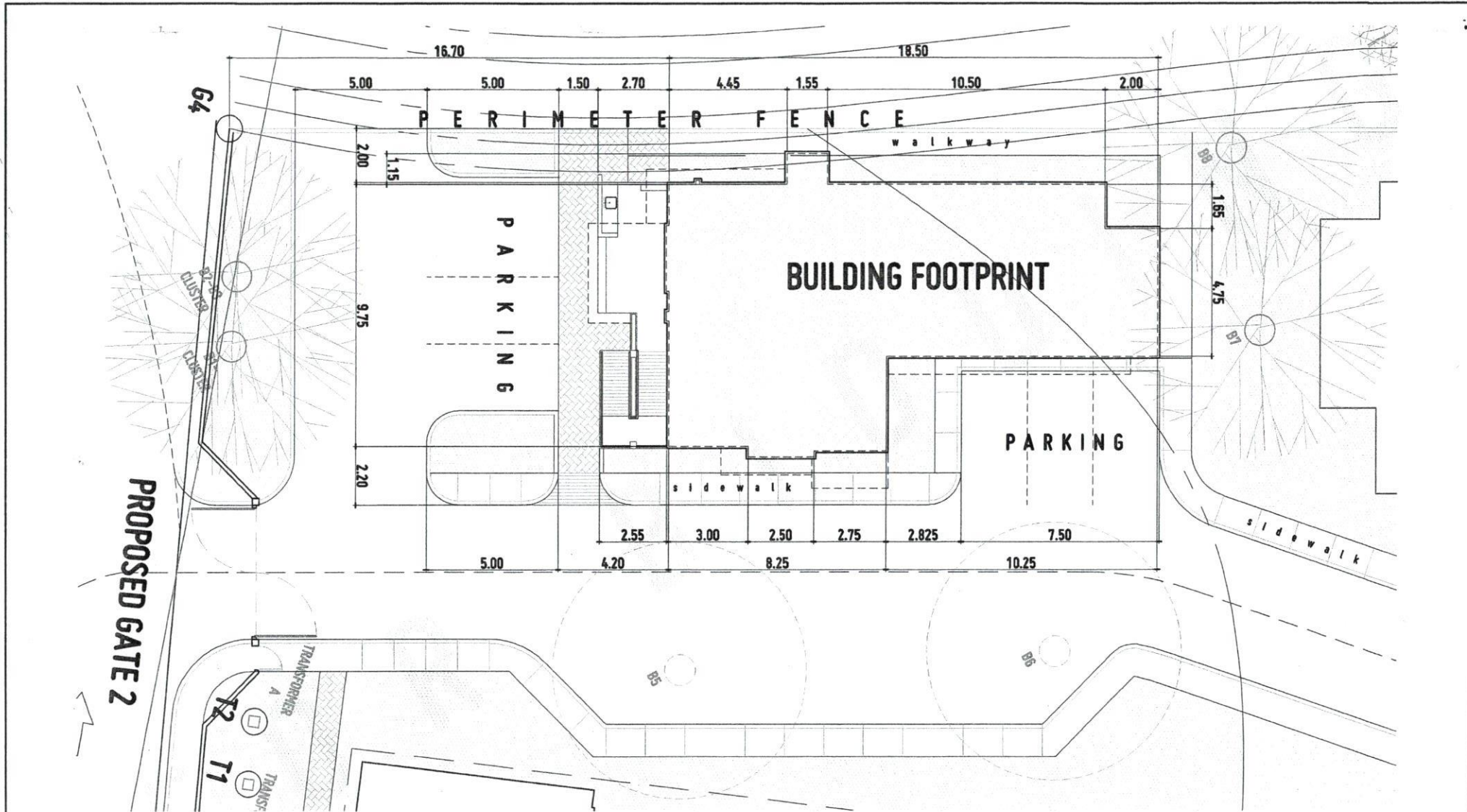
PROJECT	PROPOSED 2- STOREY MOCK HOTEL for HOTEL & RESTAURANT MANAGEMENT
OWNER	USTP- OROQUETA CAMPUS, OROQUETA, MISAMIS OCCIDENTAL UNIVERSITY OF SCIENCE & TECHNOLOGY OF SOUTHERN PHILIPPINES

RECOMMENDING APPROVAL:
AR. FERDINAND A. QUIRZA
DIRECTOR, INFRASTRUCTURE PLANNING & FACILITY DEVELOPMENT OFFICE

RECOMMENDING APPROVAL:
ATTY. ERWIN B. BUICIO
VP FOR ADMINISTRATION & LEGAL AFFAIRS

APPROVED BY:
DR. AMBRITO B. CULTURA II
PRESIDENT, USTP-CYRIL

SHEET CONTENTS:	DRAWN BY:
	DATE DRAWN:
	PRC:



SITE DEVELOPMENT PLAN

SCALE: 1:150M



A1



REPUBLIC OF THE PHILIPPINES
UNIVERSITY OF SCIENCE AND TECHNOLOGY OF SOUTHERN PHILIPPINES
CAGAYAN DE ORO CAMPUS
INFRASTRUCTURE PLANNING AND FACILITY DEVELOPMENT UNIT
CLAND R. HECY AVENUE, CAGAYAN DE ORO CITY 9000
TELEPHONE: (080) 22-40-46 / (080) 824-1724 / (080) 824-1728 | TELE FAX: (080) 824-4488
WEBSITE: www.ustip.edu.ph

AR. FERDINAND A. DUMPA
ARCHITECT
PRJ. NO. 13389
DATE: 01-27-22
PLAN: CDD

PROJ. REF: PROPOSED 2-STORY MOCK HOTEL for HOTEL & RESTAURANT MANAGEMENT
OWNER: UNIVERSITY OF SCIENCE & TECHNOLOGY OF SOUTHERN PHILIPPINES
SITE: USTP-ORQUIETA CAMPUS, ORQUIETA, MISAMIS OCCIDENTAL

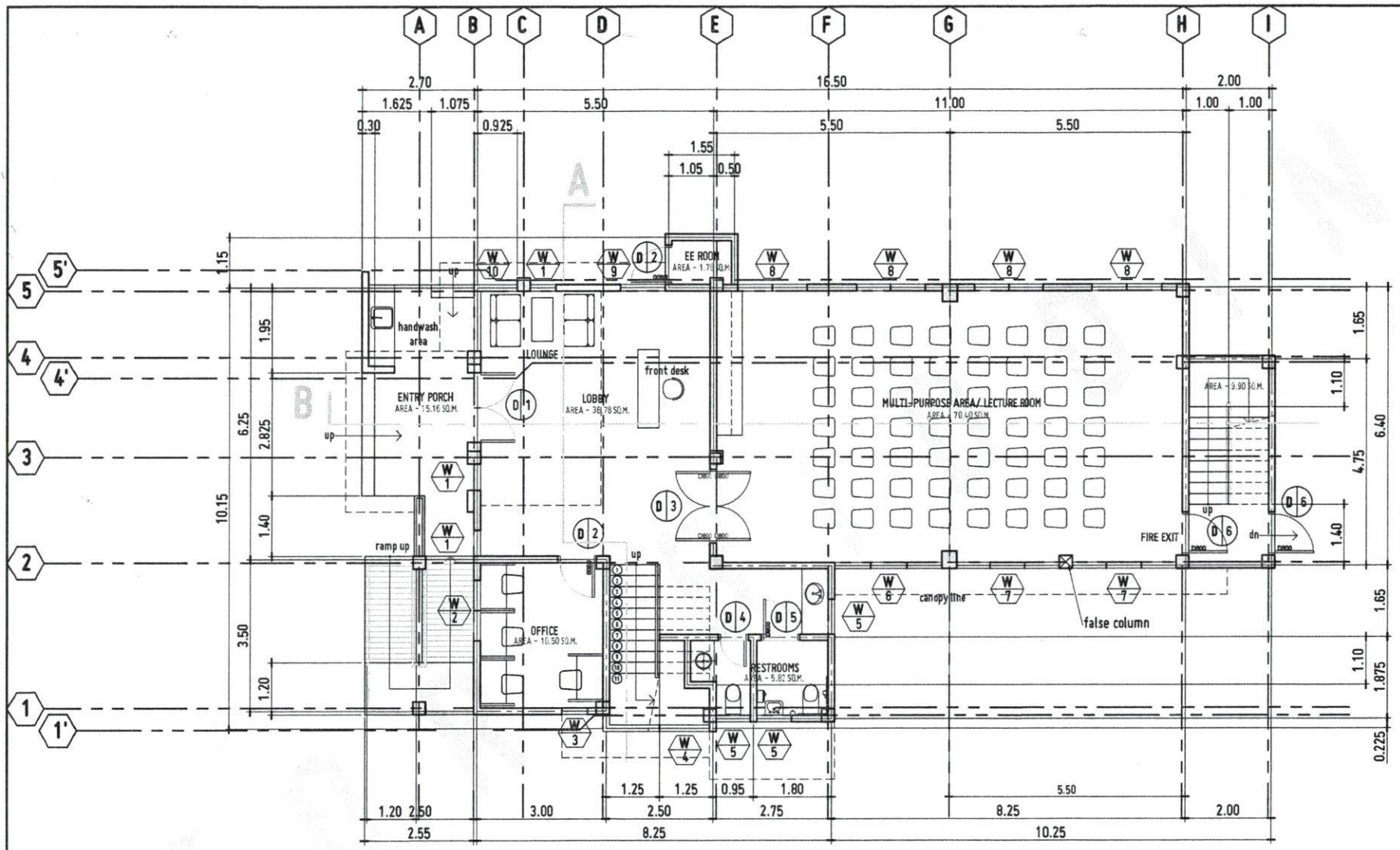
RECOMMENDING ARCHITECT:
AR. FERDINAND A. DUMPA
DIRECTOR, INFRASTRUCTURE PLANNING & FACILITY DEVELOPMENT DIVISION

RECOMMENDING ENGINEER:
ATTY. ERWIN B. BUCD
REGISTERED PROFESSIONAL ARCHITECT & LEGAL ATTORNEY

APPROVED BY:
DR. AMBROSIO B. CULTURA II
PRESIDENT, USTP SYSTEM

SHEET CONTENTS:

DRAWN BY:
DATE DRAWN:
PNC:



GROUND FLOOR PLAN

SCALE: 1:100M



A2



REPUBLIC OF THE PHILIPPINES
UNIVERSITY OF SCIENCE AND TECHNOLOGY OF SOUTHERN PHILIPPINES
CAGAYAN DE ORO CAMPUS
INFRASTRUCTURE PLANNING AND FACILITY DEVELOPMENT UNIT
CLAMPAN, NECTA AVENUE, LAPASAN, CAGAYAN DE ORO CITY 9000
TELEPHONE: 0 (0522) 71-40-45 / (0522) 859-1728 / 859-1729 | TELE FAX: (0522) 859-4388
WEBSITE: www.ustp.edu.ph

DR. FERDINAND A. RUMPA
ARCHITECT
PRC No. 1333
P/RES. 12/14/14
DATE 07-13-22
PLAN CDC

PROJECT: PROPOSED 2-STORY MOCK HOTEL FOR HOTEL & RESTAURANT MANAGEMENT
LOCATION: USTP-OROQUIETA CAMPUS, OROQUIETA, HIGAYON OCCIDENTAL
OWNER: UNIVERSITY OF SCIENCE & TECHNOLOGY OF SOUTHERN PHILIPPINES

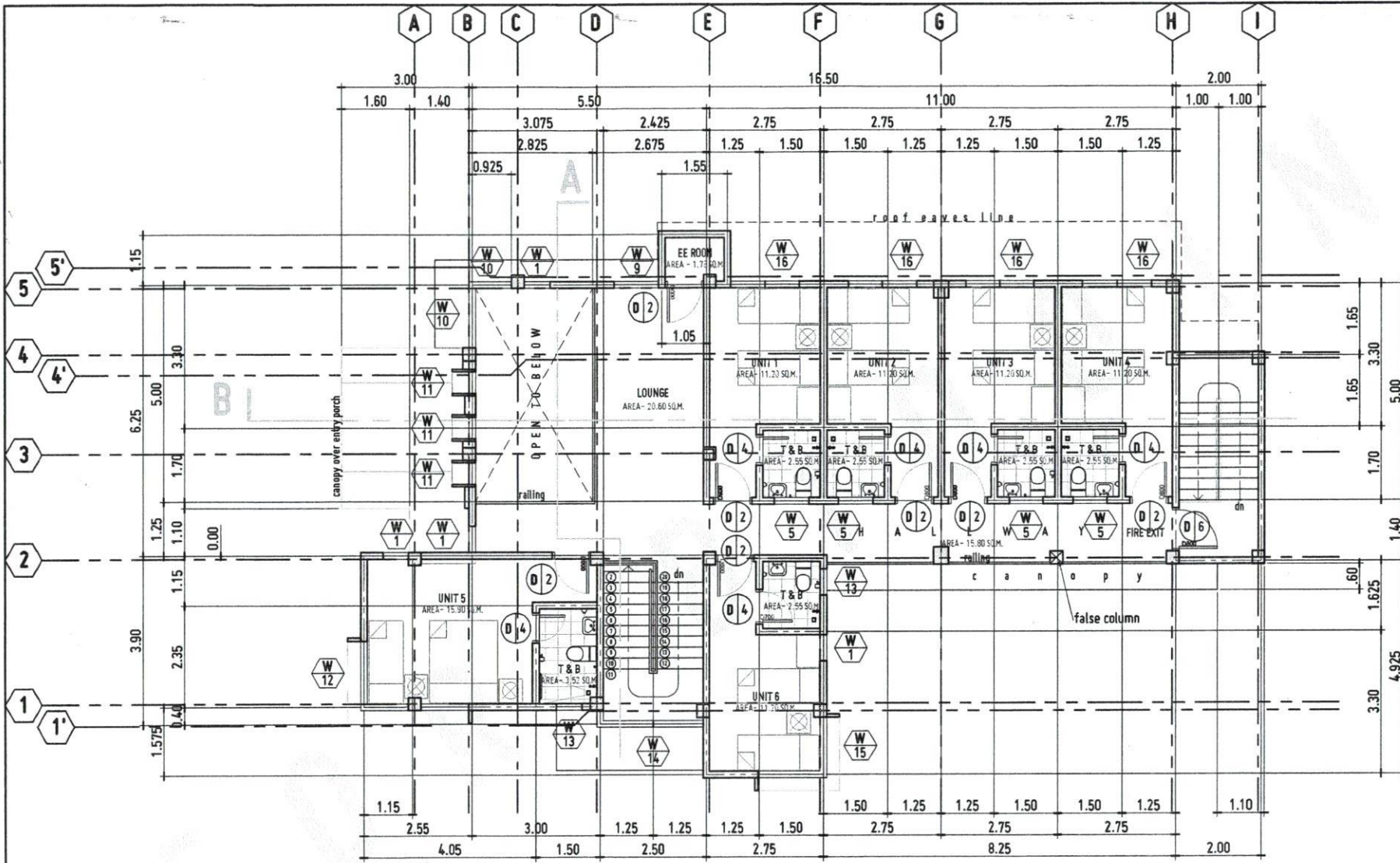
RECOMMENDING APPROVAL:
DR. FERDINAND A. RUMPA
DIRECTOR, INFRASTRUCTURE PLANNING & FACILITY DEVELOPMENT OFFICE

RECOMMENDING APPROVAL:
ATTY. ERWIN B. BUCIO
L.P. DR. (CORRECTION) & LEGAL AFFAIRS

APPROVED BY:
DR. AMBROSIO B. CULTURA II
PRESIDENT, USTP SYSTEM

SHEET CONTENTS:

DESIGN BY:
DATE DRAWN:
P/C:



SECOND FLOOR PLAN

SCALE: 1:100MTS



A3



REPUBLIC OF THE PHILIPPINES
UNIVERSITY OF SCIENCE AND TECHNOLOGY OF SOUTHERN PHILIPPINES
CAGAYAN DE ORO CAMPUS
INFRASTRUCTURE PLANNING AND FACILITY DEVELOPMENT UNIT
CLARO P. RECTO AVENUE, LAPASAN CAGAYAN DE ORO CITY 9000
TELEPHONE # (08622) 21-68-65 / (086) 858-1738 / 858-1739 | FAX # (086) 858-6888
WEBSITE: www.usstp.edu.ph

AR. FERDINAND A. DUMPA
ARCHITECT
PROJECT NO. 132
DATE: 01-27-22
PAGE: CDD

PROJECT: PROPOSED 2-STORY MOCK HOTEL for HOTEL & RESTAURANT MANAGEMENT
LOCATION: USTP-OROQUIETA CAMPUS, OROQUIETA, HIMPAS OCCIDENTAL
OWNER: UNIVERSITY OF SCIENCE & TECHNOLOGY OF SOUTHERN PHILIPPINES

RECOMMENDING APPROVAL:
AR. FERDINAND A. DUMPA
DIRECTOR, INFRASTRUCTURE PLANNING & FACILITY DEVELOPMENT DIVISION

RECOMMENDING APPROVAL:
ATTY. ERWIN B. BOGOS
LEGAL COUNSEL, INFRASTRUCTURE PLANNING & FACILITY DEVELOPMENT DIVISION

APPROVED BY:
DR. AMBROSIO S. CULTURA II
PRESIDENT, USTP SYSTEM

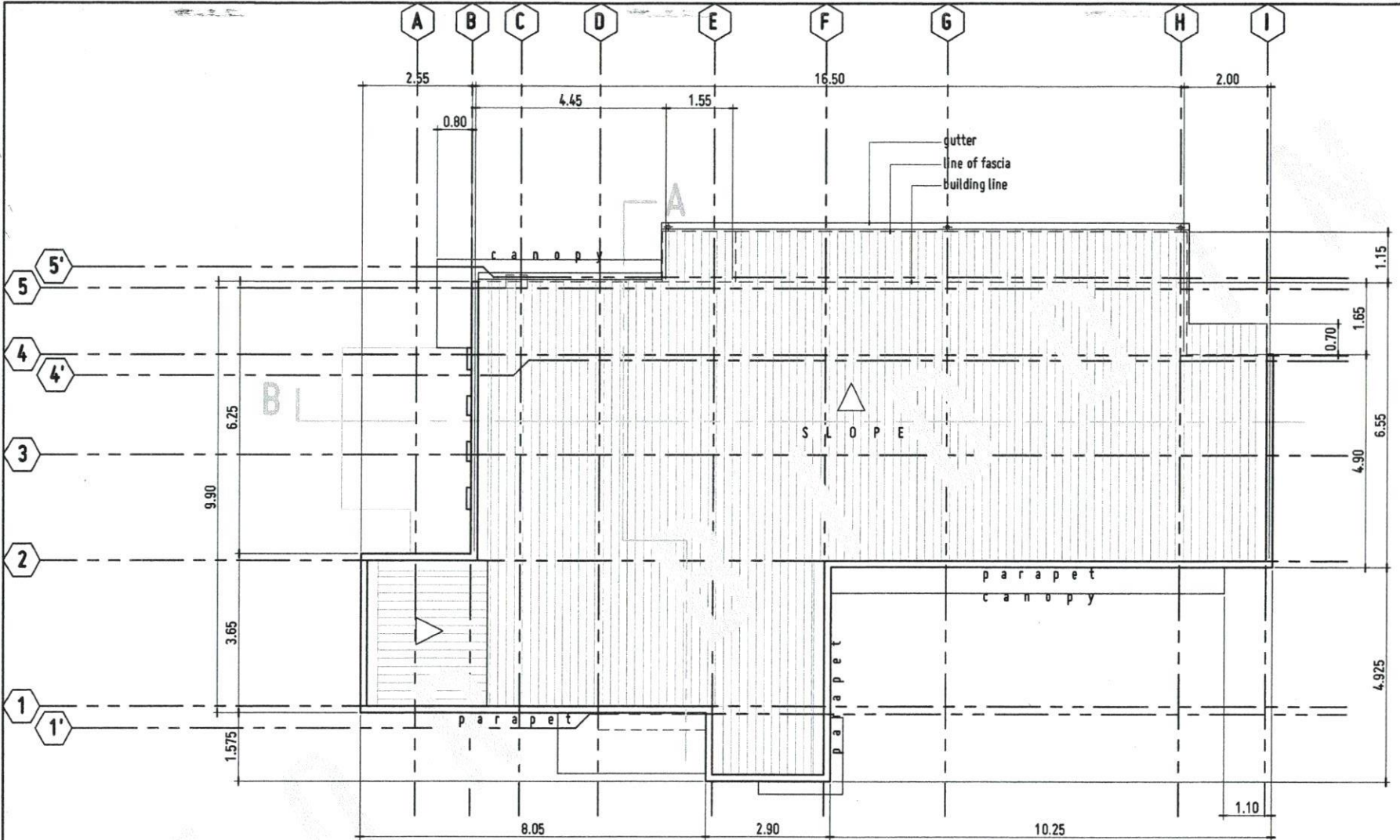
SHEET CONTENTS:
DATE DRAWN:
NO:

DRAWN BY:
DATE DRAWN:
NO:

REPUBLIC OF THE PHILIPPINES
 DEPARTMENT OF PUBLIC WORKS & HIGHWAYS
 OFFICE OF THE BUILDING OFFICIAL

CITY OF OROROQUETA
 PROVINCE OF MISAMIS OCCIDENTAL

Approved by: _____



A
1 1

ROOF PLAN

SCALE: 1:100M



REPUBLIC OF THE PHILIPPINES
 UNIVERSITY OF SCIENCE AND TECHNOLOGY OF SOUTHERN PHILIPPINES
 CAGAYAN DE ORO CAMPUS
 INFRASTRUCTURE PLANNING AND FACILITY DEVELOPMENT UNIT
 CLAR H. RECTO AVENUE, LAPANAN, CAGAYAN DE ORO CITY 9000
 TELEPHONE # (8082) 37-80-88 / (8080) 805-1728 / 805-1729 | FAX # (808) 805-4488
 WEBSITE: www.ustip.edu.ph

DR. FERDINAND M. DUMPA
 ARCHITECT
 PRC No. 00000
 PTD No. 0244584
 REG. 01-27-22
 TIN 105-021-037
 PRACT. CODE

PROJECT: PROPOSED 2-STORY MOCK HOTEL for HOTEL & RESTAURANT MANAGEMENT
 LOCATION: USTP-OROQUETA CAMPUS, OROQUETA, MISAMIS OCCIDENTAL
 OWNER: UNIVERSITY OF SCIENCE & TECHNOLOGY OF SOUTHERN PHILIPPINES

RECOMMENDING APPROVAL:
 DR. FERDINAND M. DUMPA
 DIRECTOR, INFRASTRUCTURE PLANNING & FACILITY DEVELOPMENT

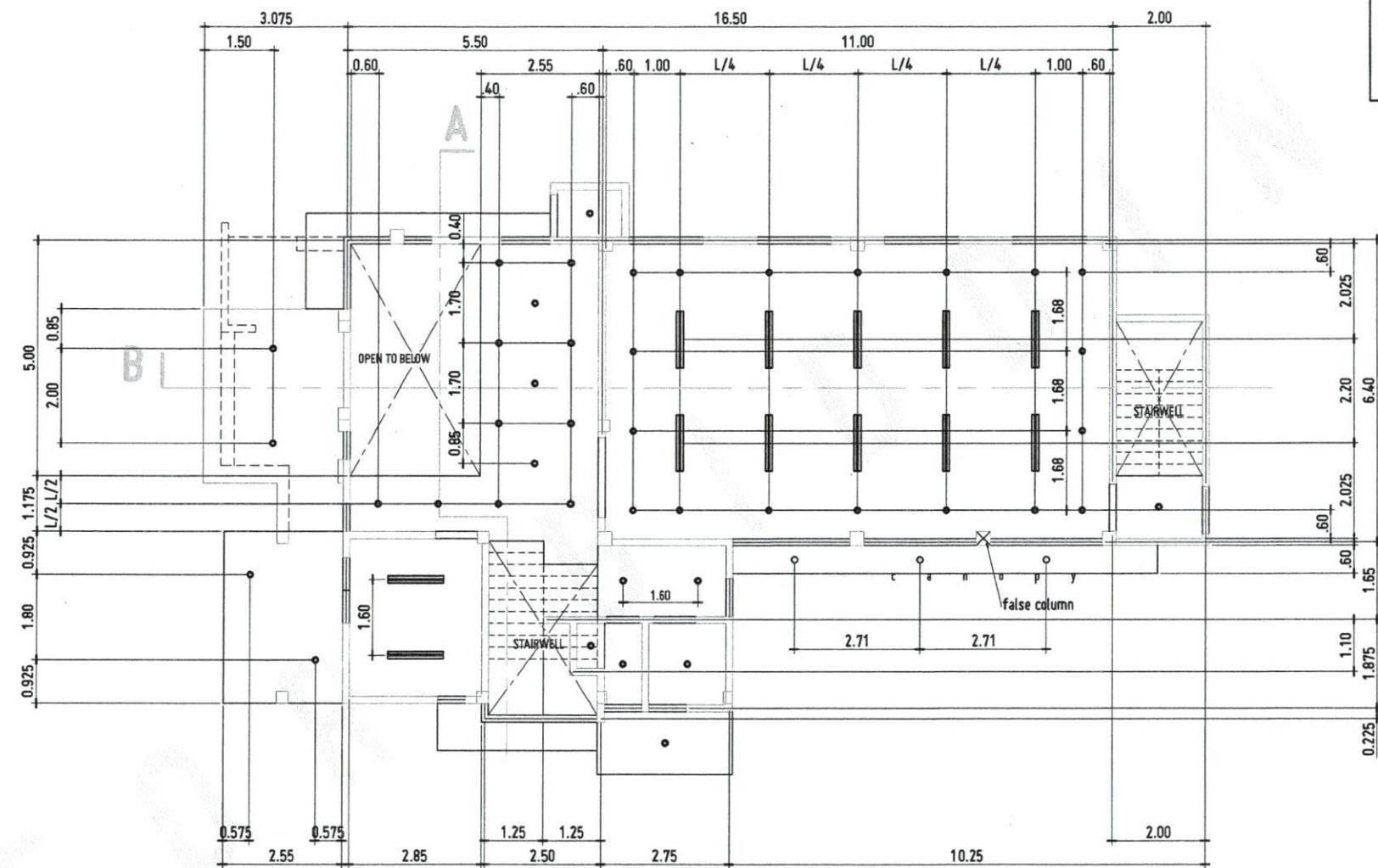
RECOMMENDING APPROVAL:
 ATTY. ERWIN B. BUCID
 UP FOR JUDICIAL REVIEW & LEGAL OPINION

APPROVED BY:
 DR. AMBROSIO B. CULTURA II
 REGIONAL ASSISTANT COMMISSIONER

SHEET CONTENTS:
 DRAWN BY:
 DATE DRAWN:
 PWD:



A4



GROUND FLOOR REFLECTED CEILING PLAN



SCALE: 1:100MTS



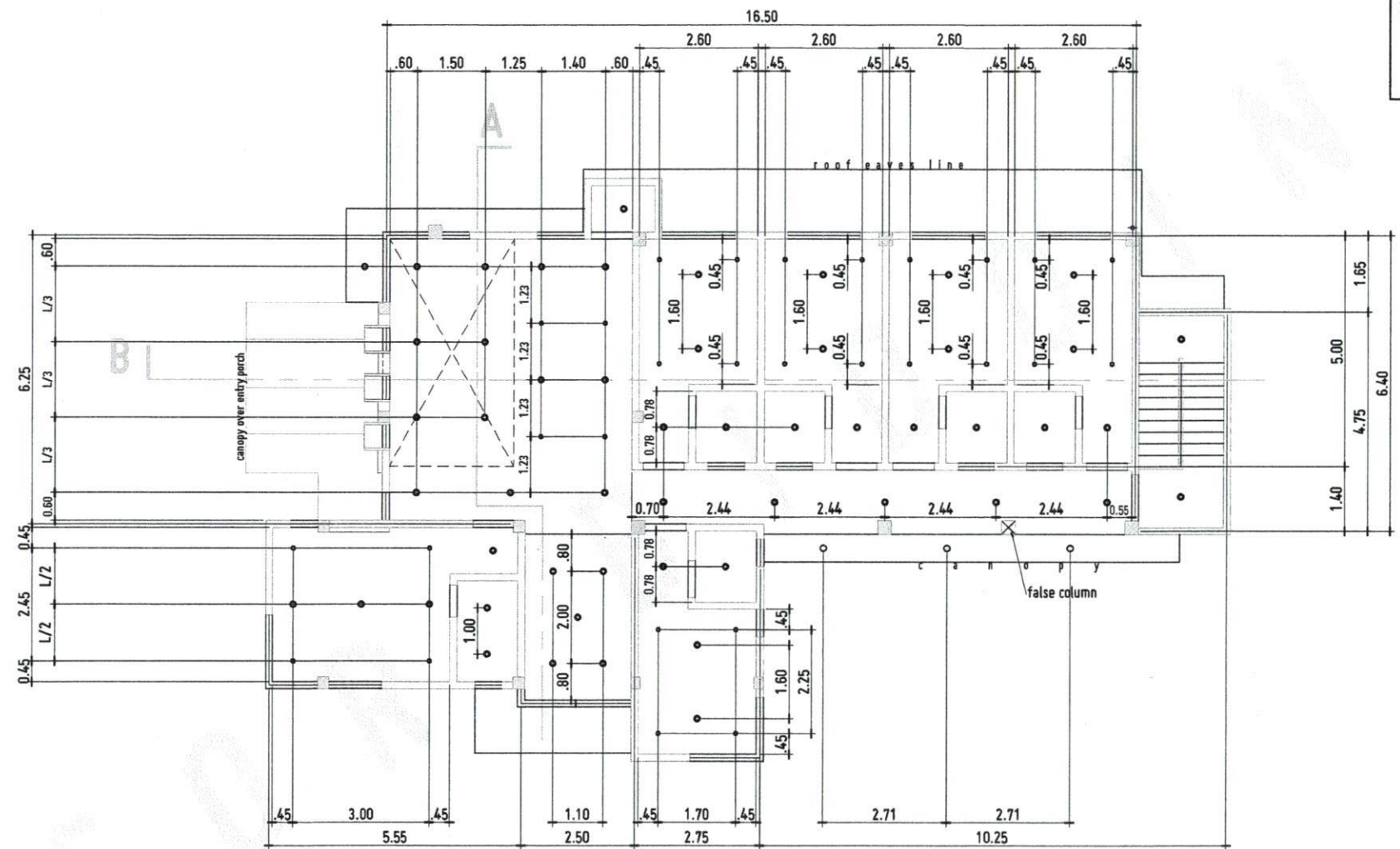
REPUBLIC OF THE PHILIPPINES UNIVERSITY OF SCIENCE AND TECHNOLOGY OF SOUTHERN PHILIPPINES CAGAYAN DE ORO CAMPUS INFRASTRUCTURE PLANNING AND FACILITY DEVELOPMENT UNIT CLAY W. HICKS AVENUE, LARISSAN CAGAYAN DE ORO CITY 9000 TELEPHONE # (08622) 72-66-65 / (086) 854-1738 / 854-1739 TELE FAX (086) 854-1888 WEBSITE: www.ustip.edu.ph		ARCHITECT: MR. FERDINAND A. DUMPA PRC NO. 3329 SW 185-592-517	PROJECT: PROPOSED 2- STOREY MOCK HOTEL for HOTEL & RESTAURANT MANAGEMENT OWNER: UNIVERSITY OF SCIENCE & TECHNOLOGY OF SOUTHERN PHILIPPINES	LOCATION: USTP-OROQUETA CAMPUS, OROQUETA, MISAMIS OCCIDENTAL DATE: 01-27-22 DRAWN BY: MR. FERDINAND A. DUMPA DIRECTOR, INFRASTRUCTURE PLANNING & FACILITY DEVELOPMENT OFFICE	RECOMMENDING APPROVAL: MR. FERDINAND A. DUMPA DIRECTOR, INFRASTRUCTURE PLANNING & FACILITY DEVELOPMENT OFFICE	RECOMMENDING APPROVAL: ATTY. ERWIN B. BUCIO VP FOR ADMINISTRATION & LEGAL AFFAIRS	APPROVED BY: DR. AMBRONIO B. CULTURA II PRESIDENT, USTP-DOSTER	SHEET CONTENTS: DATE DRAWN: PRC:	DRAWN BY: DATE DRAWN: PRC:
---	--	---	---	---	--	--	---	--	----------------------------------



REPUBLIC OF THE PHILIPPINES
 DEPARTMENT OF PUBLIC WORKS & HIGHWAYS
 OFFICE OF THE BUILDING OFFICIAL

CITY OF OROQUIETA
 PROVINCE OF HISAMIS OCCIDENTAL

Approved by: _____



SECOND FLOOR REFLECTED CEILING PLAN

SCALE: 1:100MTS



REPUBLIC OF THE PHILIPPINES
 UNIVERSITY OF SCIENCE AND TECHNOLOGY OF SOUTHERN PHILIPPINES
 CAGAYAN DE ORO CAMPUS
 INFRASTRUCTURE PLANNING AND FACILITY DEVELOPMENT UNIT
 CLAYBURN HILLS AVENUE, LAFRANCA CANTON, DIRECTOR'S OFFICE
 TELEPHONE # (08622) 21-88-88 / (086) 856-1728 / 856-1738 | TELE FAX (086) 856-4888
 WEBSITE: www.ustip.edu.ph

ARCHITECT: **DR. FERDINAND A. DUMPA**
 PREP. NO.: 13029
 DRAWING NO.: 5241471A
 DATE: 01-27-22
 TITLE: PLACE: CDO

PROJECT: PROPOSED 2-STORY MOCK HOTEL for HOTEL & RESTAURANT MANAGEMENT
 LOCATION: USTIP-OROQUIETA CAMPUS, OROQUIETA, HISAMIS OCCIDENTAL
 OWNER: UNIVERSITY OF SCIENCE & TECHNOLOGY OF SOUTHERN PHILIPPINES

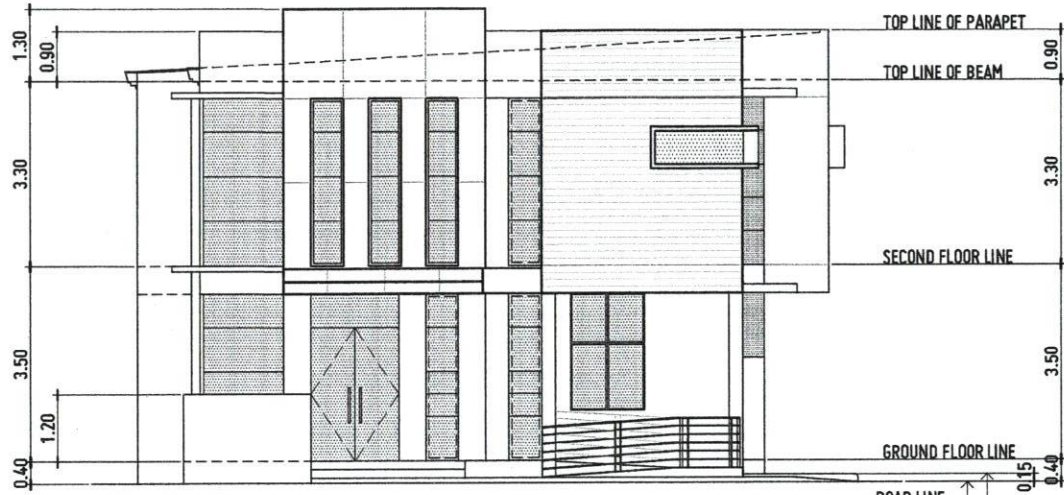
RECOMMENDING APPROVAL:
DR. FERDINAND A. DUMPA
 DIRECTOR, INFRASTRUCTURE PLANNING AND FACILITY DEVELOPMENT DIVISION

RECOMMENDING APPROVAL:
ATTY. ERWIN B. BUCIO
 LEGAL COUNSEL, USTIP

APPROVED BY:
DR. AMBROSIO B. CULTURA II
 PRESIDENT, USTIP

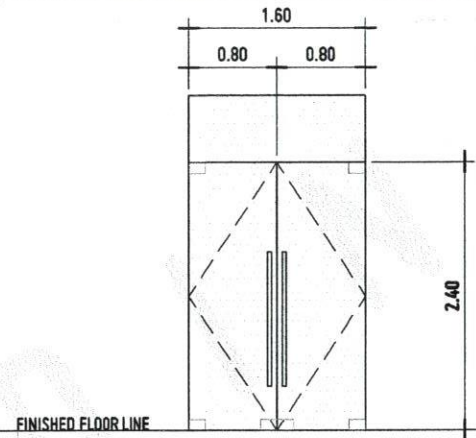
SHEET CONTENTS:
 DRAWING NO.:
 DATE DRAWN:
 PLOT:

A6



FRONT ELEVATION

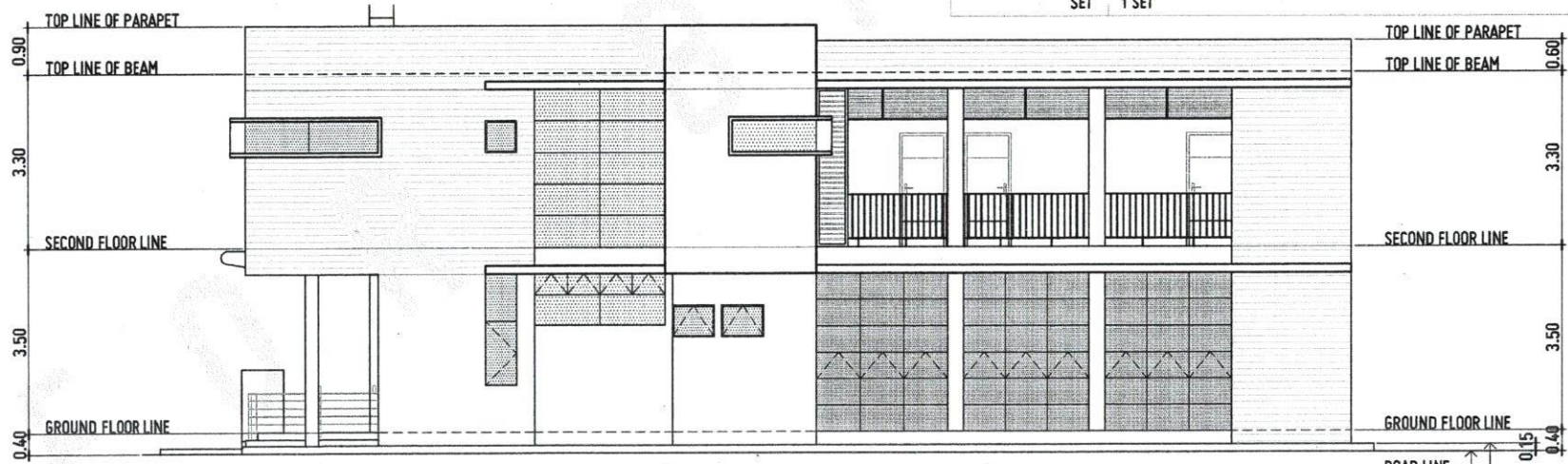
SCALE : 1:100MTS



REPUBLIC OF THE PHILIPPINES
DEPARTMENT OF PUBLIC WORKS & HIGHWAYS
OFFICE OF THE BUILDING OFFICIAL

CITY OF OROQUIETA
PROVINCE OF MISAMIS OCCIDENTAL
Approved by:

DESIGNATION	D1
TYPE	FRAMELESS DOUBLE LEAF GLASS DOORS W/ TOP & BOTTOM DOUBLE-ACTING PIVOT PATCHES & TRANSOM
DESCRIPTION	glazing: fully tempered glass, ultra-clear top & bottom pivot patch: heavy-duty double-acting swing w/ soft-closing mechanism heavy-duty locking mechanism on bottom patch; all patches of anodized clear (silver finish) handles: vertically installed, ladder-style, stainless steel, polished (installed interior + exterior)
SET	1 SET



RIGHT SIDE ELEVATION

SCALE : 1:100MTS



REPUBLIC OF THE PHILIPPINES
UNIVERSITY OF SCIENCE AND TECHNOLOGY OF SOUTHERN PHILIPPINES
CAGAYAN DE ORO CAMPUS
INFRASTRUCTURE PLANNING AND FACILITY DEVELOPMENT UNIT
CLARI N. RECTO AVENUE, LAPASAR, CAGAYAN DE ORO CITY 9000
TELEPHONE # (08622) 70-69-65 / (086) 856-1738 / 856-1739 | TELE FAX (086) 856-488
WEBSITE: www.ustip.edu.ph

AR. FERDINAND A. DUMPA
ARCHITECT
PRC NO. 19329 PRR NO. 5241471A
TIN 105-102-937 PRACTICE EDO

PROJ. REC. PROPOSED 2- STOREY MCKK HOTEL for HOTEL & RESTAURANT MANAGEMENT
LOCATION USTP-OROQUIETA CAMPUS, OROQUIETA, MISAMIS OCCIDENTAL
OWNER UNIVERSITY OF SCIENCE & TECHNOLOGY OF SOUTHERN PHILIPPINES

RECOMMENDING OFFICIAL:
AR. FERDINAND A. DUMPA
DIRECTOR, INFRASTRUCTURE PLANNING & FACILITY DEVELOPMENT OFFICE

RECOMMENDING APPROVAL:
ATTY. ERWIN B. BUCAR
VP FOR ADMINISTRATION & LEGAL AFFAIRS

APPROVED BY:
DR. AMBRONIO B. CULTURA II
PRESIDENT, USTP SYSTEM

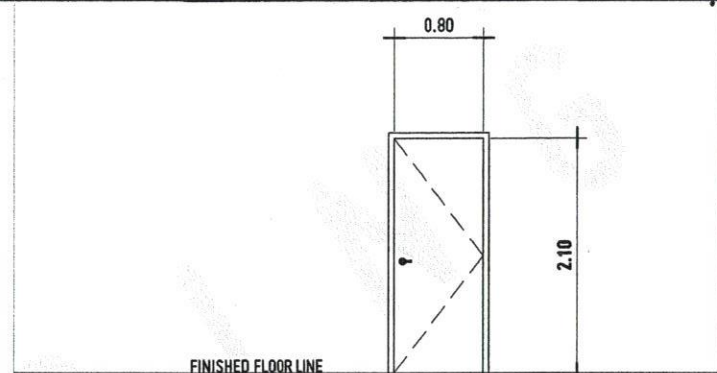
SHEET CONTENTS:
DRAWN BY:
DATE DRAWN:
CHK:



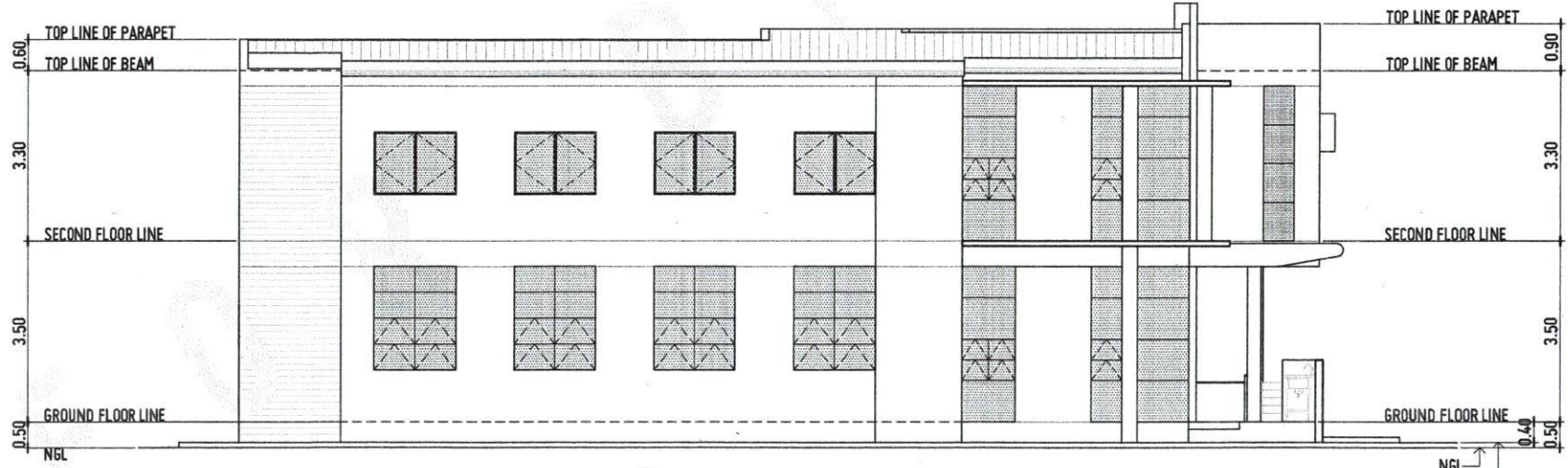


REAR ELEVATION

SCALE: 1:100MTS



DESIGNATION	D2
TYPE	SINGLE LEAF SOLID CORE WOODEN DOORS
DESCRIPTION	solid core wooden doors, painted dark gray. Use close grained hard wood butt hinges: 2-sets on upper 1/3 portion of door stile, 1-set on bottom use cylindrical, lever type handles (verify handedness), hairline finish
SET	9 SETS



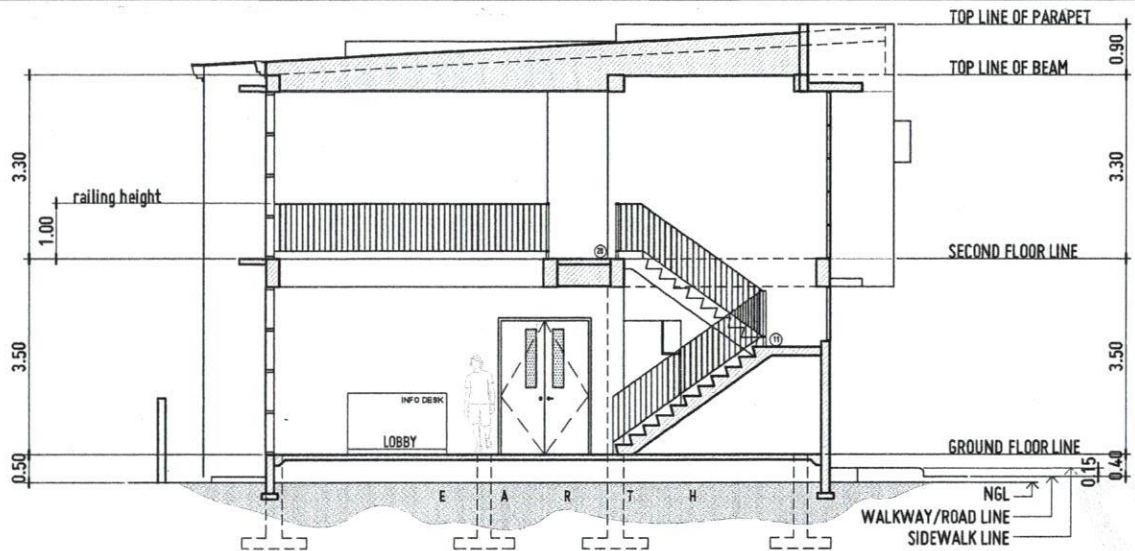
LEFT SIDE ELEVATION

SCALE: 1:100MTS

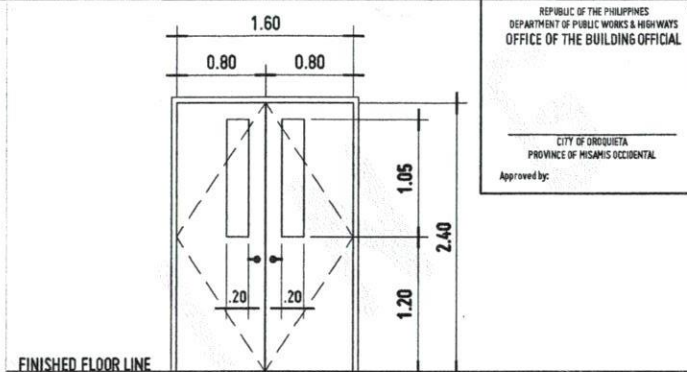


REPUBLIC OF THE PHILIPPINES UNIVERSITY OF SCIENCE AND TECHNOLOGY OF SOUTHERN PHILIPPINES CAGAYAN DE ORO CAMPUS INFRASTRUCTURE PLANNING AND FACILITY DEVELOPMENT UNIT CLARO P. RECTO AVENUE, LAPANSA CAGAYAN DE ORO CITY 6000 TELEPHONE # (0862) 72-40-46 / (0862) 955-1738 / 956-1738 FAX # (086) 908-4898 WEBSITE: www.ustip.edu.ph		ARCHITECT: AR. FERDINAND A. DUMPA PRC No. 13759 PPR No. 9844-4754 DATE: 01-27-22 PLACE: CDO	PROJECT: PROPOSED 2-STOREY MOCK HOTEL for HOTEL & RESTAURANT MANAGEMENT LOCATION: USTP-GROQUETA CAMPUS, GROQUETA, HISAPISS OCCIDENTAL OWNER: UNIVERSITY OF SCIENCE & TECHNOLOGY OF SOUTHERN PHILIPPINES	RECOMMENDING APPROVAL: AR. FERDINAND A. DUMPA DIRECTOR, INFRASTRUCTURE PLANNING & FACILITY DEVELOPMENT OFFICE	RECOMMENDING APPROVAL: ATTY. EDWIN B. BUCIS VP FOR CONTRACTUAL & LEGAL AFFAIRS	APPROVED BY: DR. AMBROSIO B. CULTURA II PRESIDENT, USTP (2021)	SHEET CONTENTS: DATE DRAWN: DATE:	SHEET NO. BY: DATE DRAWN: DATE:
--	--	--	--	--	---	---	---	---------------------------------------





SECTION A-A
SCALE: 1:100MTS

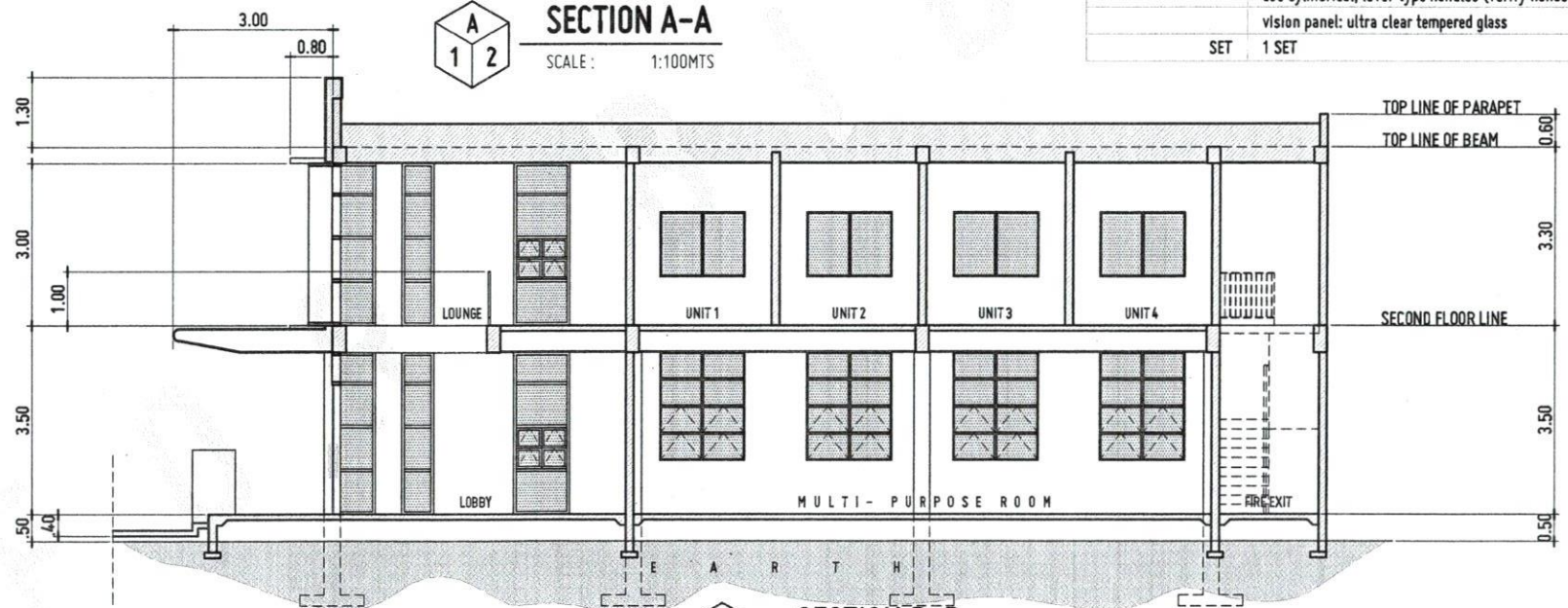


DESIGNATION	D3
TYPE	DOUBLE LEAF SOLID CORE WOODEN DOORS W/ VISION PANEL
DESCRIPTION	solid core wooden doors, painted dark gray. Use close grained hard wood butt hinges: 2-sets on upper 1/3 portion of door stile, 1-set on bottom use cylindrical, lever type handles (verify handedness), hairline finish vision panel: ultra clear tempered glass
SET	1 SET

REPUBLIC OF THE PHILIPPINES
DEPARTMENT OF PUBLIC WORKS & HIGHWAYS
OFFICE OF THE BUILDING OFFICIAL

CITY OF OROQUIETA
PROVINCE OF MISAMIS OCCIDENTAL

Approved by: _____



SECTION B-B
SCALE: 1:100MTS



REPUBLIC OF THE PHILIPPINES
UNIVERSITY OF SCIENCE AND TECHNOLOGY OF SOUTHERN PHILIPPINES
CAGAYAN DE ORO CAMPUS
INFRASTRUCTURE PLANNING AND FACILITY DEVELOPMENT UNIT
CLARO H. BUSTA AVENUE, LAPANSA, CAGAYAN DE ORO CITY 9000
TELEPHONE 9 08822; 12-69-85 / 0880 858-1738 / 858-1739 | TELE FAX 0880 858-488
WEBSITE: www.ustip.edu.ph

AR. FERDINAND A. DUMPA
PROJECT ARCHITECT
PRC NO. 13329
PRC NO. 5241471A
DATE 01-27-22
PLACE CDO

PROJECT PROPOSED 2-STORY MOCK HOTEL for HOTEL & RESTAURANT MANAGEMENT
LOCATION USTP-OROQUIETA CAMPUS, OROQUIETA, MISAMIS OCCIDENTAL
OWNER UNIVERSITY OF SCIENCE & TECHNOLOGY OF SOUTHERN PHILIPPINES

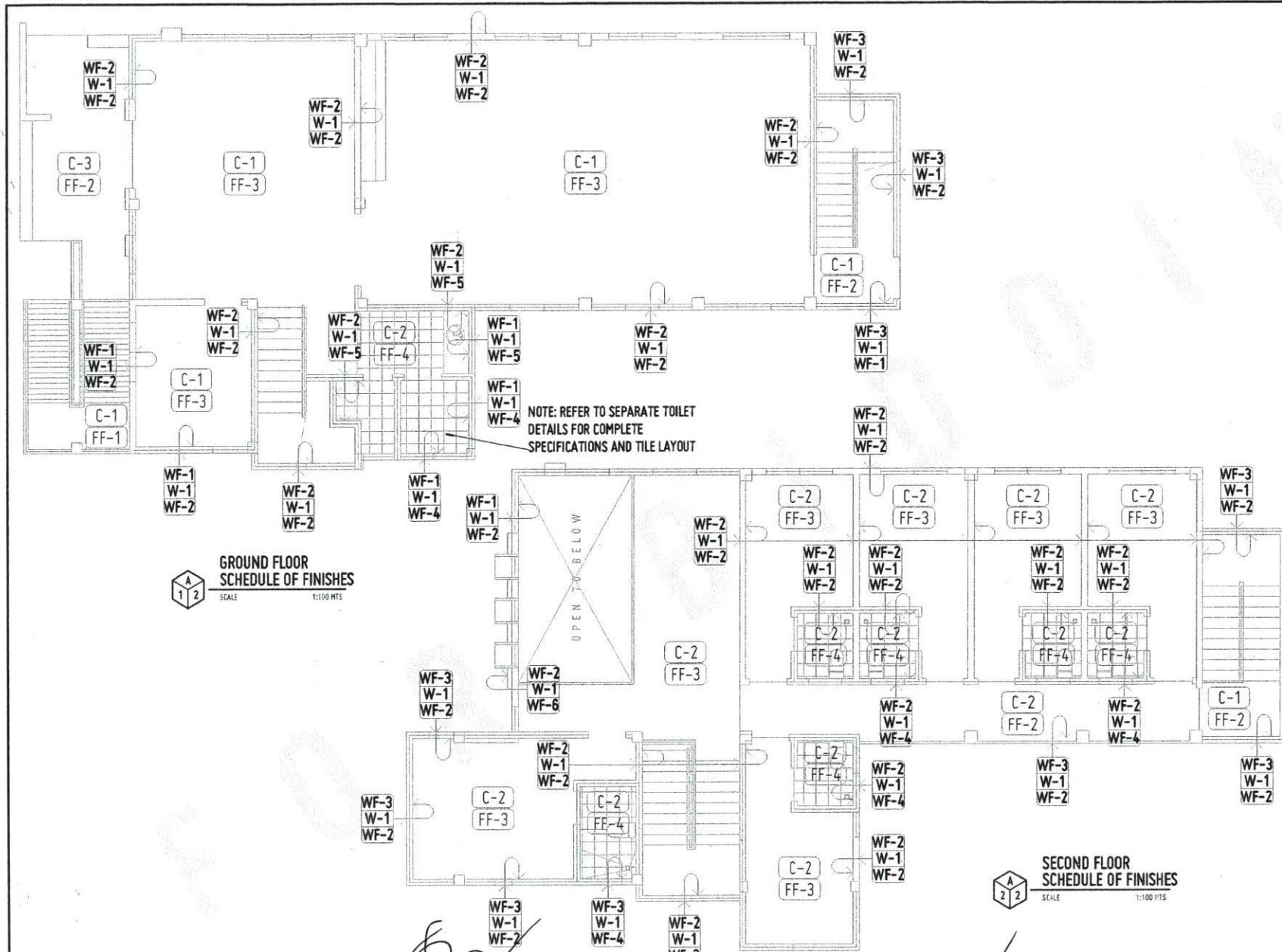
RECOMMENDING APPROVAL:
AR. FERDINAND A. DUMPA
DIRECTOR, INFRASTRUCTURE PLANNING & FACILITY DEVELOPMENT DIVISION

RECOMMENDING APPROVAL:
APLY. FERVIN B. BUENO
VP FOR ADMINISTRATION & LEGAL AFFAIRS

APPROVED BY:
DR. AMBROSIO J. CULTURA II
PRESIDENT

SHEET CONTENTS:
DRAWN BY:
DATE DRAWN:
PNC:

A9



GROUND FLOOR SCHEDULE OF FINISHES
SCALE 1:100 MTS

SECOND FLOOR SCHEDULE OF FINISHES
SCALE 1:100 MTS

DRAWING SYMBOLS

SCHEDULE OF FINISHES

- CEILING FINISHES
- FLOOR FINISHES
- WALL FINISH OF SAME SIDE OF SYMBOL
- WALL OR PARTITION
- WALL FINISH OF OTHER SIDE

FLOOR FINISHES

MARK	DESCRIPTION
FF-1	SAND WASHED CONCRETE FLOORING
FF-2	SMOOTH TROWEL FINISHED CONCRETE FLOORING
FF-3	SMOOTH TROWEL POLISHED FINISHED CONCRETE FLOORING
FF-4	300 X 300MM NON-SKID PORCELAIN FLOOR TILES, IN WHITE SHADE AND GROUT, WITH CEMENTITIOUS WATERPROOFING, VERIFY DESIGN

WALL FINISHES

WF-1	PLAIN CEMENT PLASTER TROWEL FINISH, "SMOOTH" GRAY SKIMCOAT FINISH (EXTERIOR)
WF-2	PLAIN CEMENT PLASTER TROWEL FINISH, "SMOOTH" GRAY SKIMCOAT FINISH, PAINTED WITH SELF-CLEANING, ANTIBACTERIAL, SEMI-GLOSS PAINT IN PURIFYING WHITE COLOR
WF-3	WOOD PLASTIC COMPOSITE EXTERIOR WALL CLADDING - VERIFY COLOR, DESIGN AND SIZE
WF-4	LOWER - 300MM X 300MM PORCELAIN WALL TILE IN WHITE SHADE AND GROUT, UPPER - PLAIN CEMENT PLASTER TROWEL FINISH, "SMOOTH" SEMI-GLOSS LATEX PAINT FINISH
WF-5	100MM X 100MM PORCELAIN WALL TILE IN WHITE SHADE AND GROUT
WF-6	ALUMINUM CLADDING IN GRAY SHADE, VERIFY DESIGN

PARTITION

W-1	150MM THK. CHB INTERIOR AND EXTERIOR WALLS
-----	--

CEILING FINISHES

C-1	OPEN CEILING ACCORDINGLY, PAINTED W/ SELF-CLEANING, ANTIBACTERIAL, FLAT PAINT IN PURIFYING WHITE COLOR
C-2	DROPPED CEILING, 4.5MM THK. FIBER CEMENT BOARDS IN METAL FRAMES SPACED ACCORDINGLY, PAINTED WITH FLAT WHITE
C-3	ALUMINUM CLADDING IN GRAY SHADE, VERIFY DESIGN



REPUBLIC OF THE PHILIPPINES
UNIVERSITY OF SCIENCE AND TECHNOLOGY OF SOUTHERN PHILIPPINES
CASAYAN DE ORO CAMPUS
INFRASTRUCTURE PLANNING AND FACILITY DEVELOPMENT UNIT
CLARIE R. RECTO AVENUE, LAKARAN, CASAYAN DE ORO CITY 9000
TELEPHONE NO (0862) 51-66-65 / (0862) 956-1730 / 4956-1130 | TELEFAX (0862) 956-4486
WEBSITE: www.ustip.edu.ph

ARCHITECT
DR. FERDINAND A. BOMPA
PRC NO. 33761
PRA. NO. 524671A
DATE 01-27-22
DRAWN BY
CHECKED BY
SCALE CMO

PROJECT
PROPOSED 2-STOREY MOCK HOTEL FOR HOTEL & RESTAURANT MANAGEMENT
LOCATION
USTP-GROQUETA CAMPUS, GROQUETA, MISAMIS OCCIDENTAL
OWNER
UNIVERSITY OF SCIENCE & TECHNOLOGY OF SOUTHERN PHILIPPINES

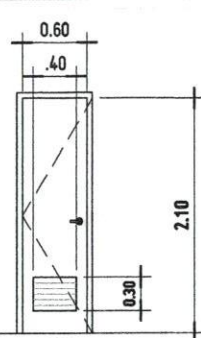
RECOMMENDING APPROVAL
DR. FERDINAND A. BOMPA
DIRECTOR, INFRASTRUCTURE PLANNING AND FACILITY DEVELOPMENT UNIT

RECOMMENDING APPROVAL
ATTY. ERWIN B. BUCIO
VP FOR ADMINISTRATION & LEGAL AFFAIRS

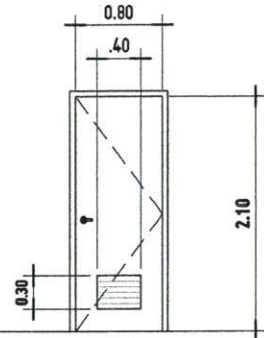
APPROVED BY:
DR. AMBROSIO B. CULTURA II
PRESIDENT (RTP SYSTEM)

SHEET CONTENTS:
DATE DRAWN:
PLOT:

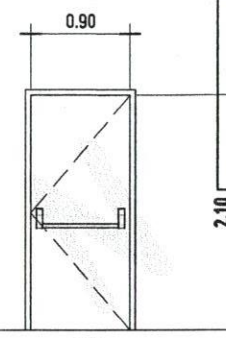
A10



D4



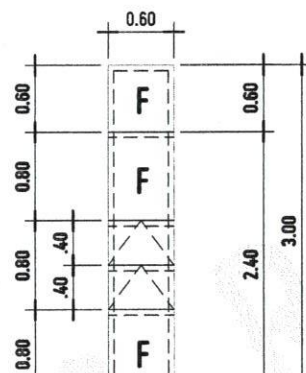
D5



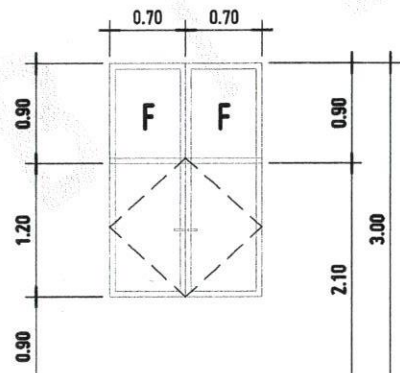
D6

DESIGNATION

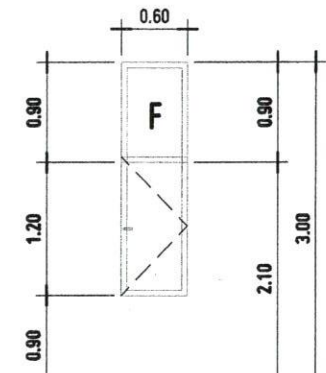
TYPE	SINGLE LEAF SOLID CORE WOODEN DOORS W/ LOUVRES AT RESTROOMS	SINGLE LEAF SOLID CORE WOODEN DOORS W/ LOUVRES AT GROUND FLOOR RESTROOM	FIRE-RATED SINGLE LEAF STEEL DOORS AT FIRE EXIT STAIRS
DESCRIPTION	solid core wooden doors, painted dark gray. Use close grained hard wood butt hinges: 2-sets on upper 1/3 portion of door stile, 1-set on bottom use cylindrical, lever type handles (verify handedness), hairline finish	solid core wooden doors, painted dark gray. Use close grained hard wood butt hinges: 2-sets on upper 1/3 portion of door stile, 1-set on bottom use cylindrical, lever type handles (verify handedness), hairline finish	steel door louvres and steel jambs; painted bright red use fire rated butt hinges, 2-sets on upper 1/3 part of stile, 1-set on lower use panic exit device
SET	7 SETS	1 SET	3 SETS



W1



W2



W3

DESIGNATION

TYPE	AWNING WINDOWS WITH ALUMINUM FRAMES, CLEAR ANNOXIDIZED FINISH	DOUBLE-LEAF CASEMENT WINDOWS WITH ALUMINUM FRAMES, CLEAR ANNOXIDIZED FINISH	SINGLE-LEAF CASEMENT WINDOWS WITH ALUMINUM FRAMES, CLEAR ANNOXIDIZED FINISH
DESCRIPTION	glazing: fully tempered glass, ultra-clear; frame: aluminium anodized, clear (silver) finish hinge: heavy-duty awning hinge operable up to 60 degrees heavy-duty locking mechanism, lever type handle window assembly shall be stormproof	glazing: fully tempered glass, ultra-clear; frame: aluminium anodized, clear (silver) finish hinge: heavy-duty casement hinge operable up to 60 degrees heavy-duty locking mechanism, lever type handle window assembly shall be stormproof	glazing: fully tempered glass, ultra-clear; frame: aluminium anodized, clear (silver) finish hinge: heavy-duty casement hinge operable up to 60 degrees heavy-duty locking mechanism, lever type handle window assembly shall be stormproof
SET	7 SETS	1 SET	1 SET



REPUBLIC OF THE PHILIPPINES
UNIVERSITY OF SCIENCE AND TECHNOLOGY OF SOUTHERN PHILIPPINES
CASAYAN DE ORO CAMPUS
INFRASTRUCTURE PLANNING AND FACILITY DEVELOPMENT UNIT
CLARO R. REYES AVENUE, LAPANAN, CASAYAN DE ORO CITY
TELEPHONE # (09022) 21-60-65 / (0906) 954-1738 / 806-1738 | TELE FAX (0906) 954-4066
WEBSITE: www.ustip.ph

AR. FERDINAND A. DUMPA
ARCHITECT
PRC No. 13320
PDT No. 52442314
DATE: 01-27-22
PLACE: CDO
OWNER: UNIVERSITY OF SCIENCE & TECHNOLOGY OF SOUTHERN PHILIPPINES

PROJECT: PROPOSED 2- STOREY MOCK HOTEL for HOTEL & RESTAURANT MANAGEMENT
LOCATION: USTP-OROQUIETA CAMPUS, OROQUIETA, HISAMIS OCCIDENTAL
DATE: 01-27-22
PLACE: CDO
OWNER: UNIVERSITY OF SCIENCE & TECHNOLOGY OF SOUTHERN PHILIPPINES

RECOMMENDING APPROVAL:
AR. FERDINAND A. DUMPA
DATE: 01-27-22
PLACE: CDO
OWNER: UNIVERSITY OF SCIENCE & TECHNOLOGY OF SOUTHERN PHILIPPINES

RECOMMENDING APPROVAL:
ATTY. ERWIN B. BUZIO
VP FOR ADMINISTRATION & LEGAL AFFAIRS

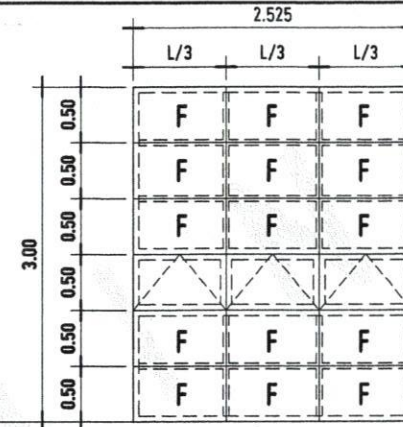
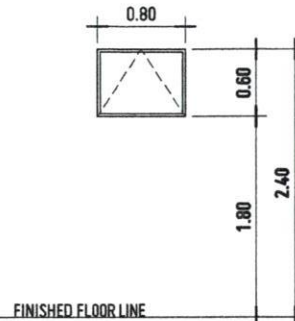
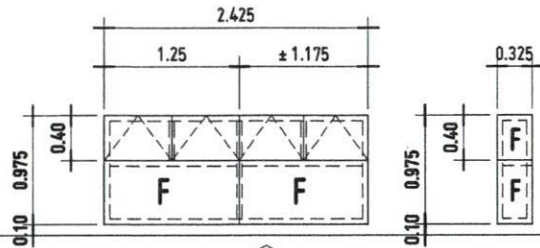
APPROVED BY:
DR. AMBRISIO B. CULTURA II
PRESIDENT, USTP SYSTEM

SHEET CONTENTS:
DRAWN BY:
DATE DRAWN:
PLOT:

A11

FRONT ELEVATION

LEFT SIDE ELEVATION



DESIGNATION

TYPE

AWNING WINDOWS WITH ALUMINUM FRAMES, CLEAR ANNOIDIZED FINISH

DESCRIPTION

glazing: fully tempered glass, ultra-clear; frame: aluminium anodized, clear (silver) finish
hinge: heavy-duty awning hinge operable up to 60 degrees
heavy-duty locking mechanism, lever type handle; window assembly shall be stormproof

SET

1 SET

AWNING WINDOW WITH CLEAR ANNOIDIZED FRAMES

glazing: fully tempered glass, ultra-clear; frames: aluminium anodized, clear (silver) finish
hinge: heavy-duty awning hinge operable up to 60 degrees

heavy-duty locking mechanism, lever type handle; window assembly shall be stormproof

7 SETS

AWNING WINDOW WITH CLEAR ANNOIDIZED FRAMES

glazing: fully tempered glass, ultra-clear; frames: aluminium anodized, clear (silver) finish
hinge: heavy-duty awning hinge operable up to 60 degrees

heavy-duty locking mechanism, lever type handle; window assembly shall be stormproof

1 SET

DESIGNATION

TYPE

AWNING WINDOW WITH CLEAR ANNOIDIZED FRAMES

DESCRIPTION

glazing: fully tempered glass, ultra-clear; frames: aluminium anodized, clear (silver) finish
hinge: heavy-duty awning hinge operable up to 60 degrees
heavy-duty locking mechanism, lever type handle; window assembly shall be stormproof

SET

2 SETS

AWNING WINDOW WITH CLEAR ANNOIDIZED FRAMES

glazing: fully tempered glass, ultra-clear; frames: aluminium anodized, clear (silver) finish
hinge: heavy-duty awning hinge operable up to 60 degrees

heavy-duty locking mechanism, lever type handle; window assembly shall be stormproof

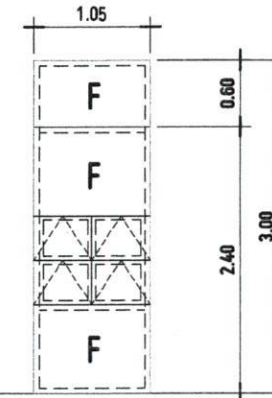
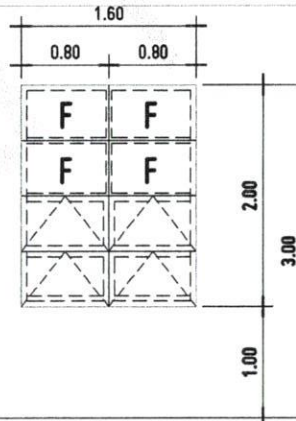
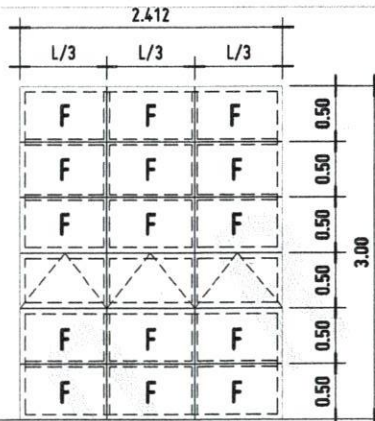
4 SETS

AWNING WINDOW WITH CLEAR ANNOIDIZED FRAMES

glazing: fully tempered glass, ultra-clear; frames: aluminium anodized, clear (silver) finish
hinge: heavy-duty awning hinge operable up to 60 degrees

heavy-duty locking mechanism, lever type handle; window assembly shall be stormproof

2 SETS



REPUBLIC OF THE PHILIPPINES
UNIVERSITY OF SCIENCE AND TECHNOLOGY OF SOUTHERN PHILIPPINES
CASAYAN DE ORO CAMPUS
INFRASTRUCTURE PLANNING AND FACILITY DEVELOPMENT UNIT
CLASSIFICATION: UNCLASSIFIED
TELEPHONE: (08822) 31-88-88 / (0884) 824-1234 / 898-1179 | TELE FAX: (088) 898-8888
WEBSITE: www.ustip.edu.ph

DR. FERDINAND A. DUMPA
ARCHITECT
PROJECT: PROPOSED 2-STOREY MOCK HOTEL FOR HOTEL & RESTAURANT MANAGEMENT
LOCATION: USTP-ORDOQUETA CAMPUS, ORDOQUETA, MISAMIS OCCIDENTAL
OWNER: UNIVERSITY OF SCIENCE & TECHNOLOGY OF SOUTHERN PHILIPPINES
DATE: 01-27-22
PLACE: CDO

PROJECT: PROPOSED 2-STOREY MOCK HOTEL FOR HOTEL & RESTAURANT MANAGEMENT
LOCATION: USTP-ORDOQUETA CAMPUS, ORDOQUETA, MISAMIS OCCIDENTAL
OWNER: UNIVERSITY OF SCIENCE & TECHNOLOGY OF SOUTHERN PHILIPPINES

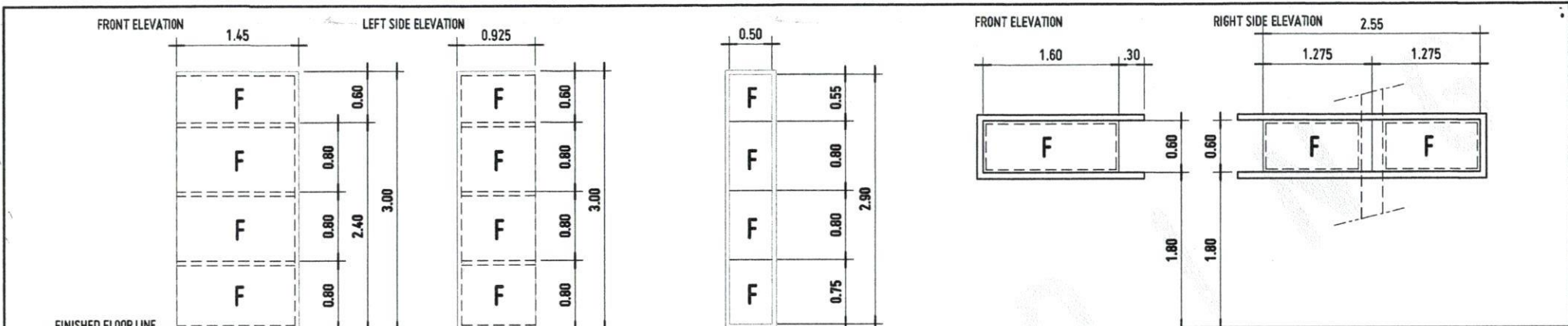
RECOMMENDING APPROVAL:
DR. FERDINAND A. DUMPA
DIRECTOR, INFRASTRUCTURE PLANNING AND FACILITY DEVELOPMENT UNIT

RECOMMENDING APPROVAL:
ATTY. EDWIN B. BUCIO
VP FOR ADMINISTRATION & LEGAL AFFAIRS

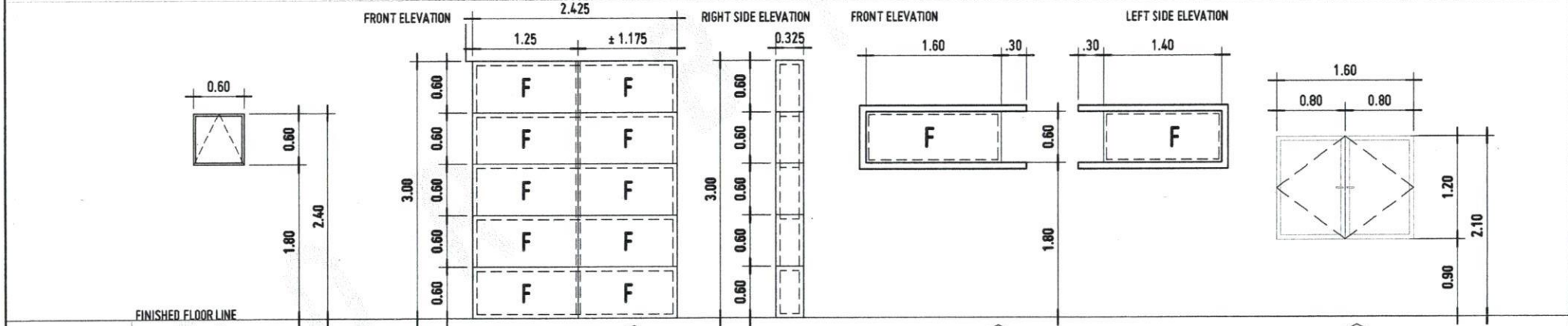
APPROVED BY:
DR. AMBROSIO S. CULTURA II
PRESIDENT, USTP

SHEET CONTENTS:
DATE DRAWN:
DATE CHECKED:
DATE APPROVED:

SHEET NO.: A12



DESIGNATION	W10	W11	W12
TYPE	FIXED WINDOWS WITH ALUMINUM FRAMES, CLEAR ANNOXIDIZED FINISH	FIXED WINDOWS WITH ALUMINUM FRAMES, CLEAR ANNOXIDIZED FINISH	FIXED WINDOWS WITH ALUMINUM FRAMES, CLEAR ANNOXIDIZED FINISH
DESCRIPTION	glazing: fully tempered glass, ultra-clear; frame: aluminium anodized, clear (silver) finish window assembly shall be stormproof	glazing: fully tempered glass, ultra-clear; frame: aluminium anodized, clear (silver) finish window assembly shall be stormproof	glazing: fully tempered glass, ultra-clear; frame: aluminium anodized, clear (silver) finish window assembly shall be stormproof
SET	2 SETS	2 SETS	1 SET



DESIGNATION	W13	W14	W15	W16
TYPE	AWNING WINDOW WITH CLEAR ANNOXIDIZED FRAMES	FIXED WINDOWS WITH ALUMINUM FRAMES, CLEAR ANNOXIDIZED FINISH	FIXED WINDOWS WITH ALUMINUM FRAMES, CLEAR ANNOXIDIZED FINISH	DOUBLE-LEAF CASEMENT WINDOWS WITH ALUMINUM FRAMES, CLEAR ANNOXIDIZED FINISH
DESCRIPTION	glazing: fully tempered glass, ultra-clear; frames: aluminium anodized, clear (silver) finish hinge: heavy-duty awning hinge operable up to 60 degrees heavy-duty locking mechanism, lever type handle ; window assembly shall be stormproof	glazing: fully tempered glass, ultra-clear frame: aluminium anodized, clear (silver) finish window assembly shall be stormproof	glazing: fully tempered glass, ultra-clear frame: aluminium anodized, clear (silver) finish window assembly shall be stormproof	glazing: fully tempered glass, ultra-clear; frame: aluminium anodized, clear (silver) finish hinge: heavy-duty casement hinge operable up to 60 degrees heavy-duty locking mechanism, lever type handle ; window assembly shall be stormproof
SET	2 SETS	1 SET	1 SET	4 SETS



REPUBLIC OF THE PHILIPPINES
UNIVERSITY OF SCIENCE AND TECHNOLOGY OF SOUTHERN PHILIPPINES
CAGAYAN DE ORO CAMPUS
INFRASTRUCTURE PLANNING AND FACILITY DEVELOPMENT UNIT
CLARO PL. RECTA AVENUE, LAPANAN, CAGAYAN DE ORO CITY 9000
TELEPHONE: (088) 25-80-85 / (088) 859-1179 / (088) 1-1730 | FAX: (088) 859-4499
WEBSITE: www.ustip.edu.ph

AR. FERDINAND A. DUMPA
ARCHITECT
PNC NO. 13329
DATE: 01-27-22
PROJECT: CDD
PHONE: 185-022-437

PROPOSED 2-STOREY MOCK HOTEL for HOTEL & RESTAURANT MANAGEMENT
PROJECT
LOCATION: USTP-ORQUETA CAMPUS, ORQUETA, MISAMIS OCCIDENTAL
OWNER: UNIVERSITY OF SCIENCE & TECHNOLOGY OF SOUTHERN PHILIPPINES

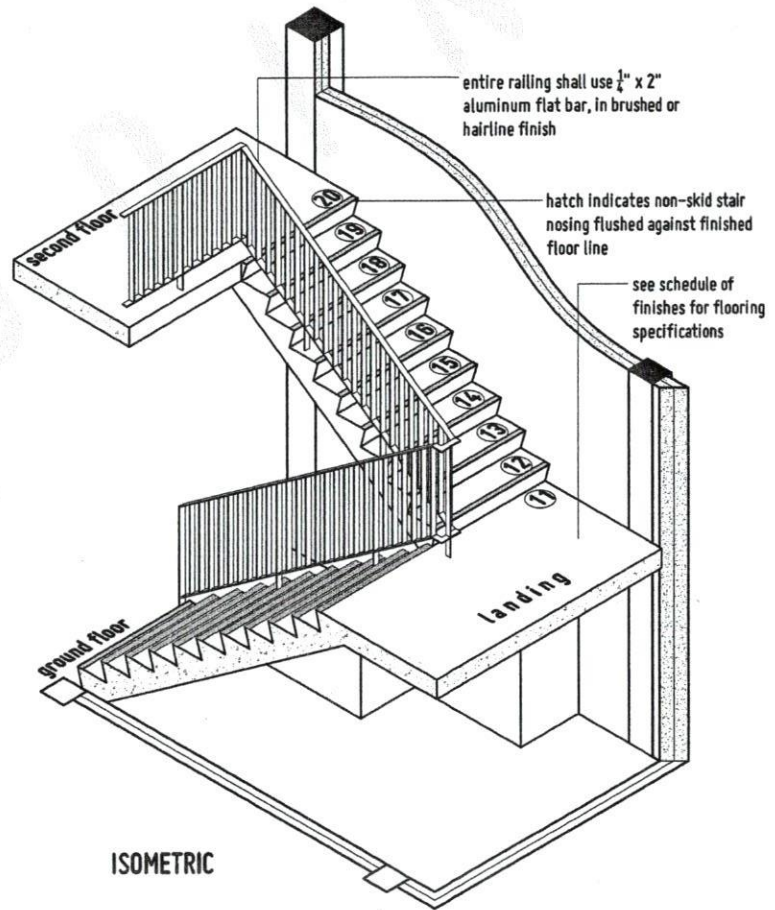
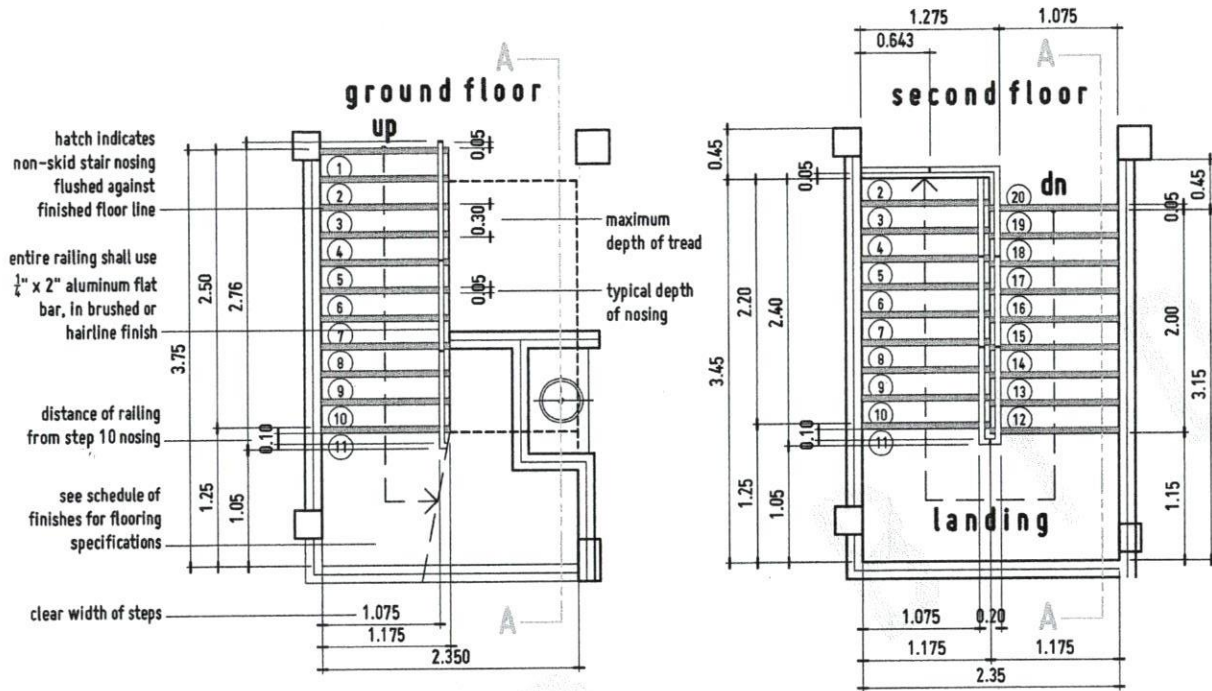
RECOMMENDING APPROVAL:
AR. FERDINAND A. DUMPA
DIRECTOR, INFRASTRUCTURE PLANNING AND FACILITY DEVELOPMENT OFFICE

RECOMMENDING APPROVAL:
ATTY. ERWIN D. BUENO
L.P. FOR ADMINISTRATION & LEGAL AFFAIRS

APPROVED BY:
DR. AMBROSIO B. CULTURA II
PRESIDENT, USTP (2021)

SHEET CONTENTS:
DRAWN BY:
DATE DRAWN:
PNC:

A13



PLAN

MAIN STAIRS DETAIL
 SCALE 1:50 HTS

ISOMETRIC



REPUBLIC OF THE PHILIPPINES
 UNIVERSITY OF SCIENCE AND TECHNOLOGY OF SOUTHERN PHILIPPINES
 CAGAYAN DE ORO CAMPUS
 INFRASTRUCTURE PLANNING AND FACILITY DEVELOPMENT UNIT
 CLAY H. BECTA AVENUE, LAPASAL, CAGAYAN DE ORO CITY 9000
 TELEPHONE N (08622) 72-66-65 / (086) 854-1734 / 854-1739 | TELEFAX (086) 854-4389
 WEBSITE: www.ustip.edu.ph

DR. FERDINAND A. DUMPA
 LICITANT
 PROJECT NO. 13325
 PPR NO. S24.1471A
 LOCATION
 USTP-OROQUETA CAMPUS, OROQUETA, MISAMIS OCCIDENTAL
 OWNER
 UNIVERSITY OF SCIENCE & TECHNOLOGY OF SOUTHERN PHILIPPINES

PROPOSED 2-STOREY MOCK HOTEL for HOTEL & RESTAURANT MANAGEMENT
 USTP-OROQUETA CAMPUS, OROQUETA, MISAMIS OCCIDENTAL
 UNIVERSITY OF SCIENCE & TECHNOLOGY OF SOUTHERN PHILIPPINES

RECOMMENDING OFFICER:
 DR. FERDINAND A. DUMPA
 DIRECTOR, INFRASTRUCTURE PLANNING & FACILITY DEVELOPMENT OFFICE

RECOMMENDING APPROVAL:
 ATTY. ERWIN B. BUCIO
 VP FOR FINANCIAL, TRADING & LEGAL AFFAIRS

APPROVED BY:
 DR. AMBROSIO B. CULTURA II
 PRESIDENT, USTP SYSTEM

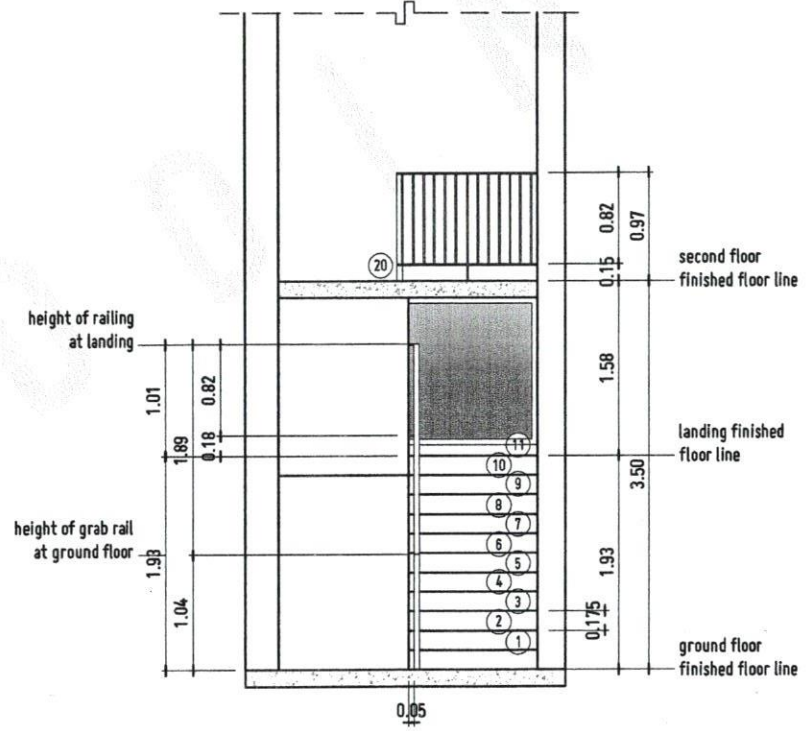
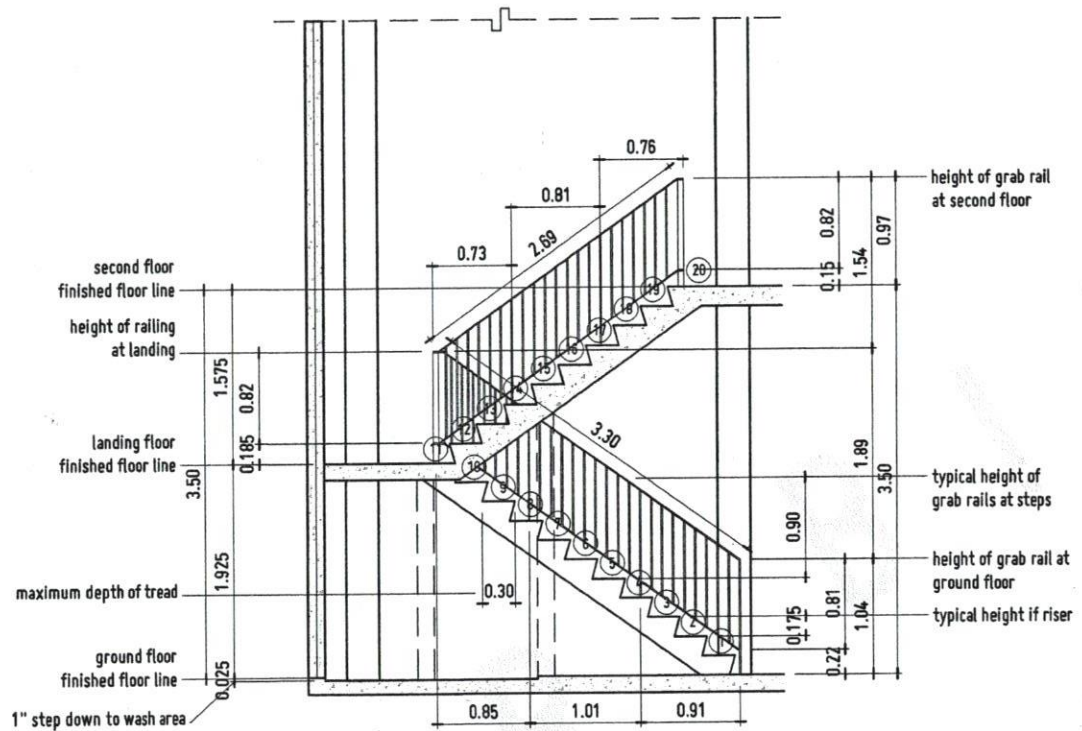
SHEET CONTENTS:
 DRAWN BY:
 DATE DRAWN:
 PLOT:

A15

REPUBLIC OF THE PHILIPPINES
 DEPARTMENT OF PUBLIC WORKS & HIGHWAYS
 OFFICE OF THE BUILDING OFFICIAL

CITY OF OROQUIETA
 PROVINCE OF MISAMIS OCCIDENTAL

Approved by:



MAIN STAIRS DETAIL
 SCALE 1:50 (1/32)



REPUBLIC OF THE PHILIPPINES
 UNIVERSITY OF SCIENCE AND TECHNOLOGY OF SOUTHERN PHILIPPINES
 CAGAYAN DE ORO CAMPUS
 INFRASTRUCTURE PLANNING AND FACILITY DEVELOPMENT UNIT
 CLARO P. RECTO AVENUE, LAPASAK CAGAYAN DE ORO CITY 9000
 TELEPHONE # (08822) 33-68-85 / (0888) 938-1739 / 608-1739 | FAX # (088) 608-1889
 WEBSITE: www.ustip.edu.ph

PROJ. NO. 3326
 DATE 01-27-22
 PAGES 001
 SHEET 001

PROJ. NAME: PROPOSED 2- STOREY MOCK HOTEL for HOTEL & RESTAURANT MANAGEMENT
 LOCATION: USTP-OROQUIETA CAMPUS, OROQUIETA, MISAMIS OCCIDENTAL
 OWNER: UNIVERSITY OF SCIENCE & TECHNOLOGY OF SOUTHERN PHILIPPINES

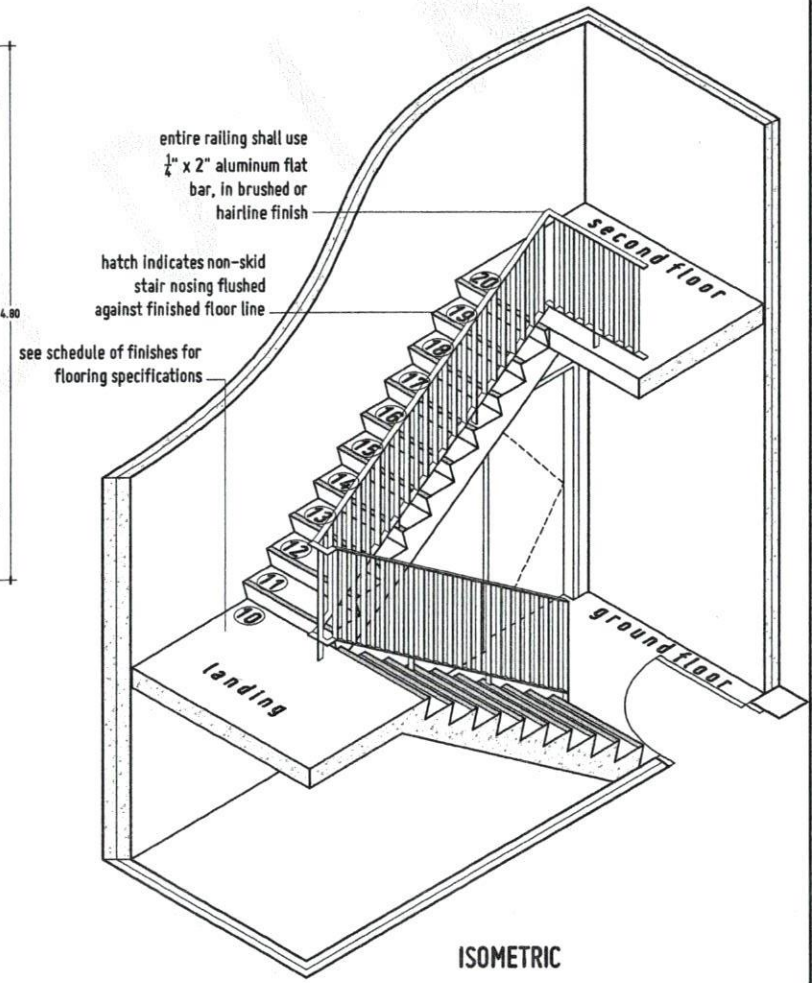
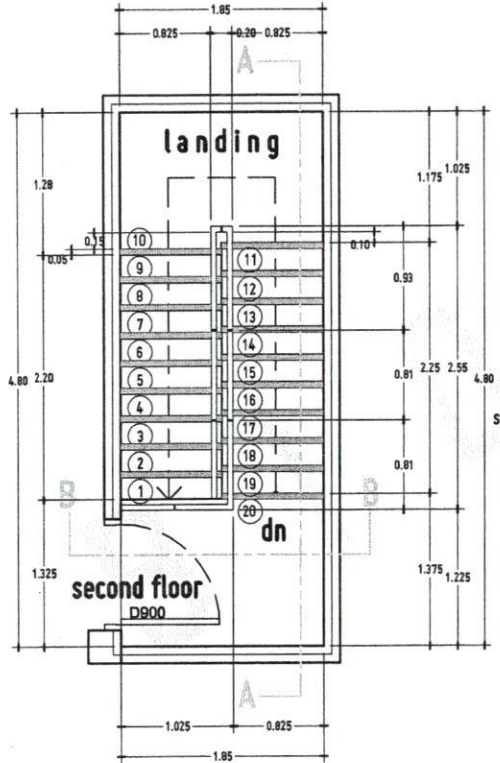
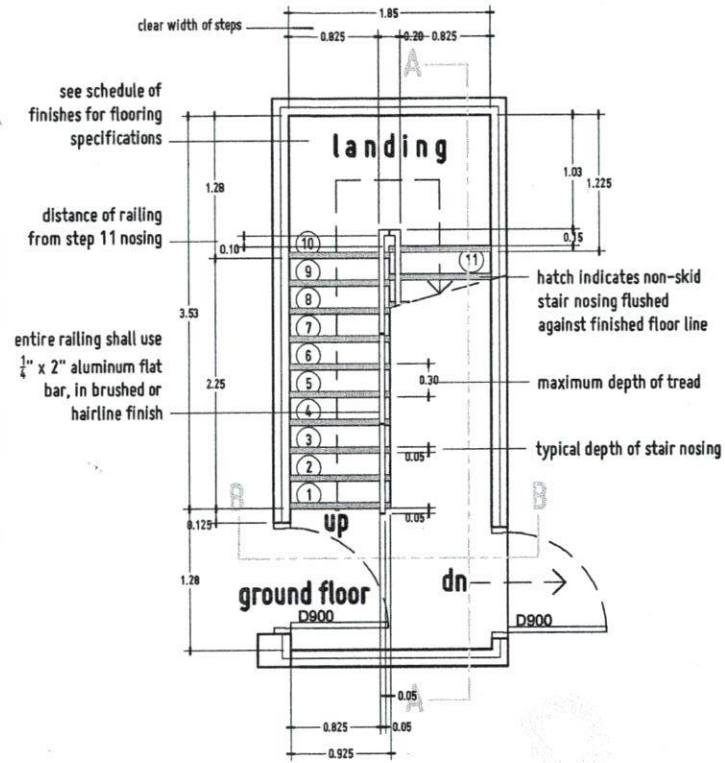
RECOMMENDING APPROVAL:
 MR. FERDINAND A. BUMPA
 DIRECTOR, INFRASTRUCTURE PLANNING AND FACILITY DEVELOPMENT UNIT

RECOMMENDING APPROVAL:
 ATTY. ERWIN B. BUCIO
 VP FOR CONSTRUCTION & FACILITIES

APPROVED BY:
 DR. AMBROSIO B. CULTURA II
 DEPUTY CITY ENGINEER

SHEET CONTENTS:
 DRAWN BY:
 DATE DRAWN:
 PNO:

A16



PLAN

FIRE EXIT STAIRS
SCALE: 1:50 (PTSS)



REPUBLIC OF THE PHILIPPINES
UNIVERSITY OF SCIENCE AND TECHNOLOGY OF SOUTHERN PHILIPPINES
CASAYAN DE ORO CAMPUS
INFRASTRUCTURE PLANNING AND FACILITY DEVELOPMENT UNIT
CLARE R. BECTR AVENUE, LAPJAJAR, CASAYAN DE ORO CITY 9000
TELEPHONE # (0902) 73-60-86 / (0902) 933-1729 / 939-1739 | FAX # (0902) 933-489
WEBSITE: www.ustp.edu.ph

PROJECT: PROPOSED 2-STOREY MOCK HOTEL FOR HOTEL & RESTAURANT MANAGEMENT
LOCATION: USTP-ORIOQUETA CAMPUS, ORIOQUETA, MISAMIS OCCIDENTAL
OWNER: UNIVERSITY OF SCIENCE & TECHNOLOGY OF SOUTHERN PHILIPPINES

RECOMMENDING APPROVAL:
AR. FERDINAND A. DUMPA
DATE: 01-27-22
PLACE: CDO

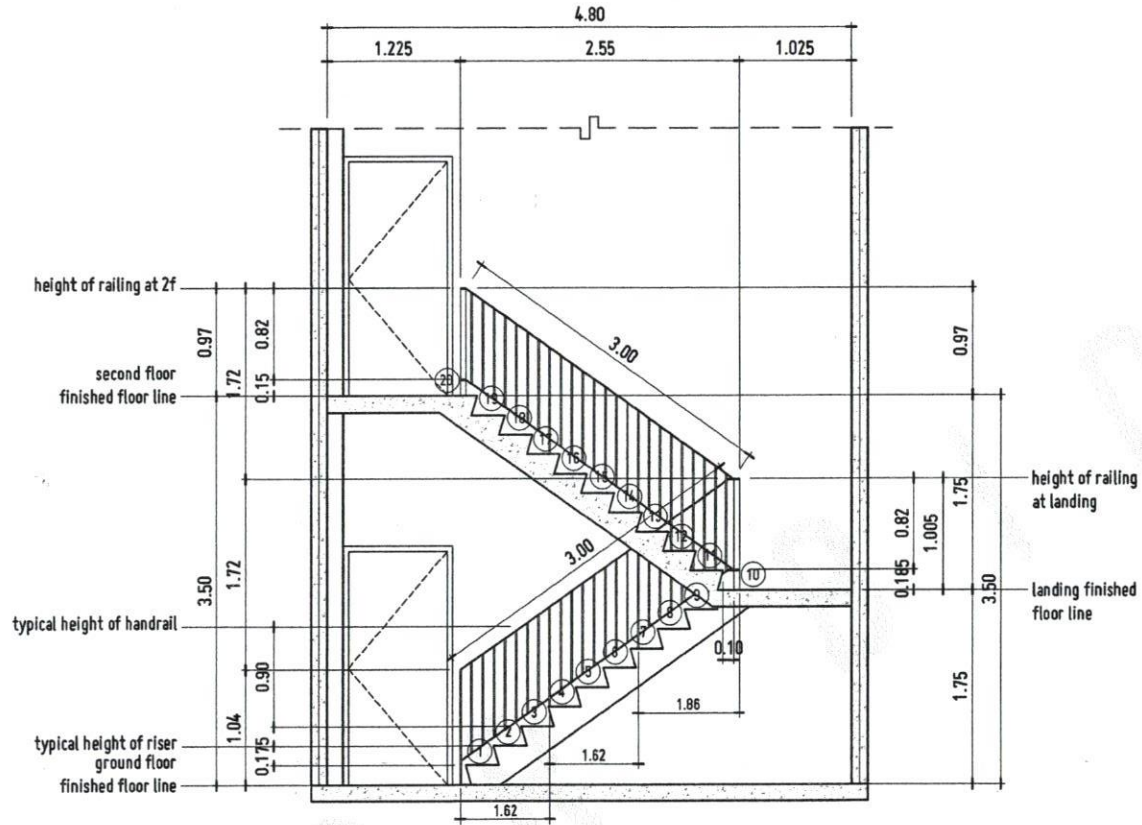
RECOMMENDING APPROVAL:
AR. FERDINAND A. DUMPA

RECOMMENDING APPROVAL:
ATTY. ERWAN B. BUCIO

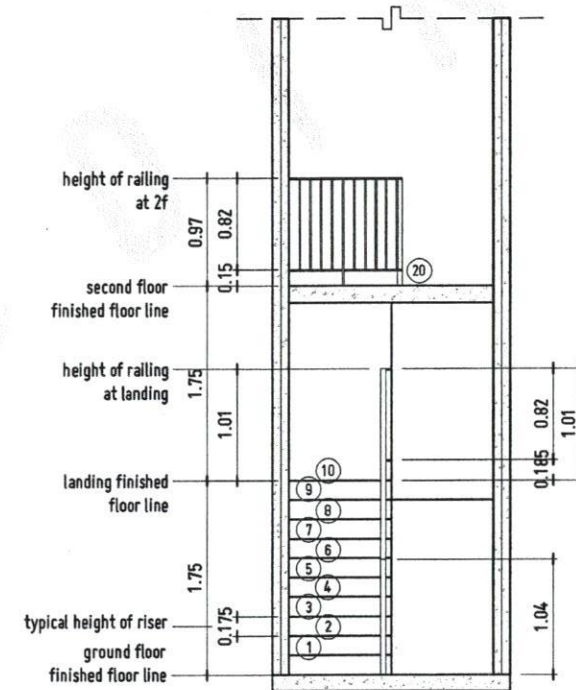
APPROVED BY:
DR. AMBROSIO B. CULTURA II

SHEET CONTENTS:
DRAWN BY:
DATE DRAWN:
PLOT:

Approved by:



SECTION A



SECTION B

FIRE EXIT STAIRS
SCALE 1:50 MTS



REPUBLIC OF THE PHILIPPINES
UNIVERSITY OF SCIENCE AND TECHNOLOGY OF SOUTHERN PHILIPPINES
CAGAYAN DE ORO CAMPUS
INFRASTRUCTURE PLANNING AND FACILITY DEVELOPMENT UNIT
CLAYBURN STREET AVENUE, LUPDASAN, CAGAYAN DE ORO CITY 9000
TELEPHONE # (088) 23-68-66 / (088) 868-1738 / 868-1739 | TELE FAX (088) 868-4886
WEBSITE: www.ustip.edu.ph

PROJECT: PROPOSED 2-STORY MOCK HOTEL for HOTEL & RESTAURANT MANAGEMENT
LOCATION: USTP-OROQUIETA CAMPUS, OROQUIETA, MISAMIS OCCIDENTAL
OWNER: UNIVERSITY OF SCIENCE & TECHNOLOGY OF SOUTHERN PHILIPPINES
DATE: 01-27-22
PLACE: CDO

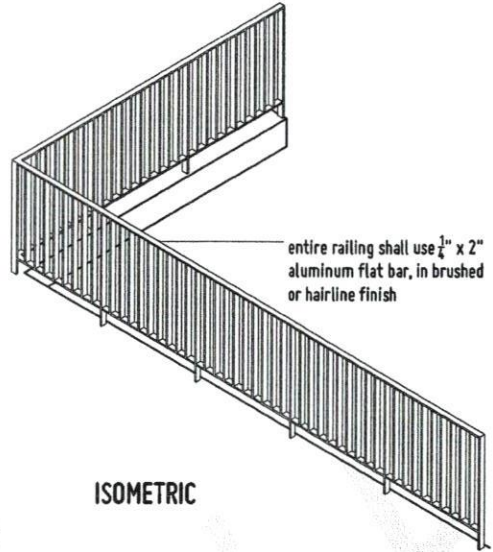
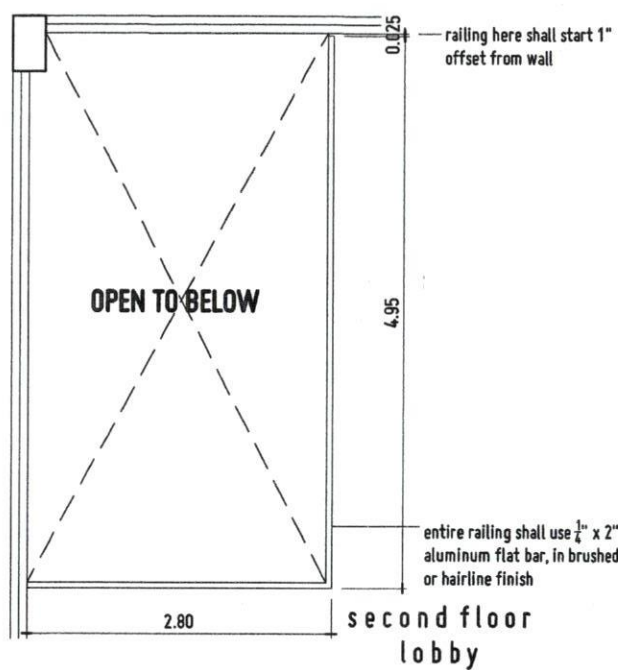
RECOMMENDING APPROVAL:
AR. FERDINANDIA DUMPA
DIRECTOR, INFRASTRUCTURE PLANNING & FACILITY DEVELOPMENT OFFICE

RECOMMENDING APPROVAL:
ATTY. ERWIN B. BULO
VP FOR ADMINISTRATION & LEGAL AFFAIRS

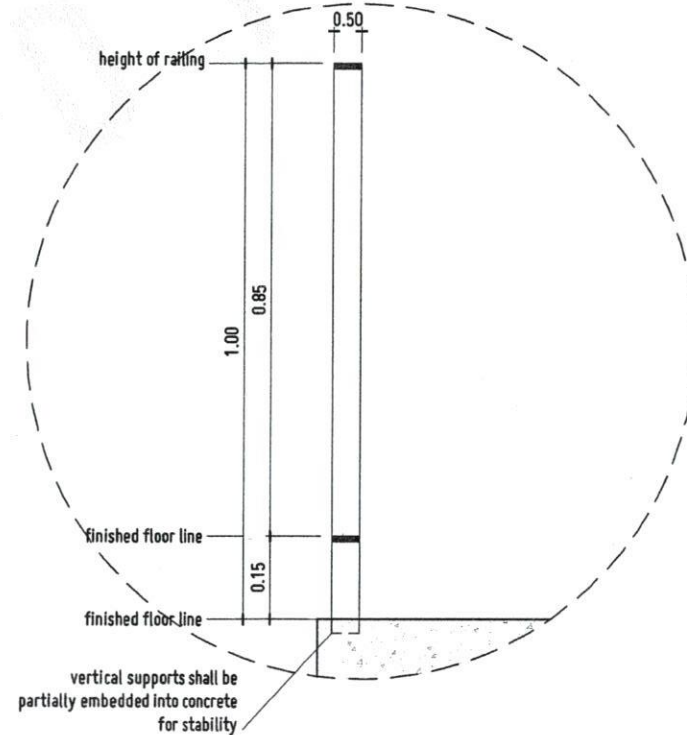
APPROVED BY:
DR. AMBROSIO B. CULTURA II
PRESIDENT, USTP SYSTEM

SHEET CONTENTS:
DRAWN BY:
DATE DRAWN:
PNC:

A18

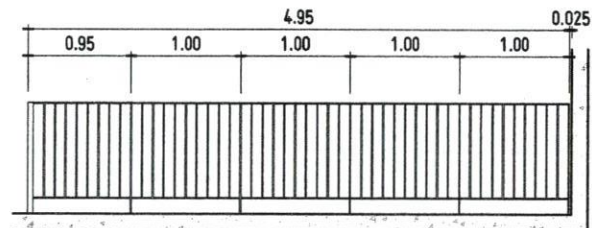
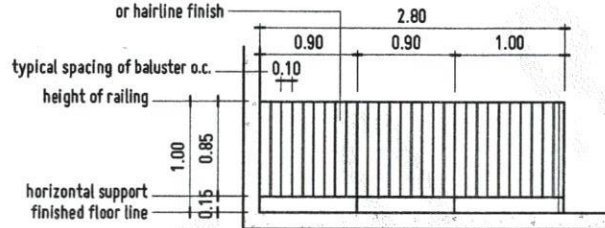


ISOMETRIC



BLOW-UP RAILING SECTION
SCALE 1:10 MTS

entire railing shall use $\frac{1}{4}$ " x 2" aluminum flat bar, in brushed or hairline finish

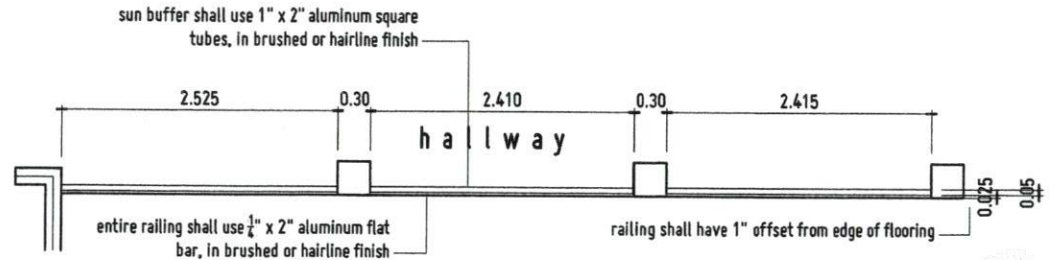


2F LOBBY RAILING
SCALE 1:50 MTS

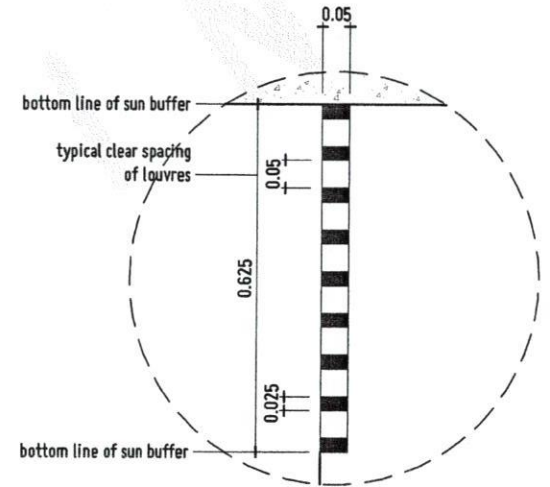
ELEVATION



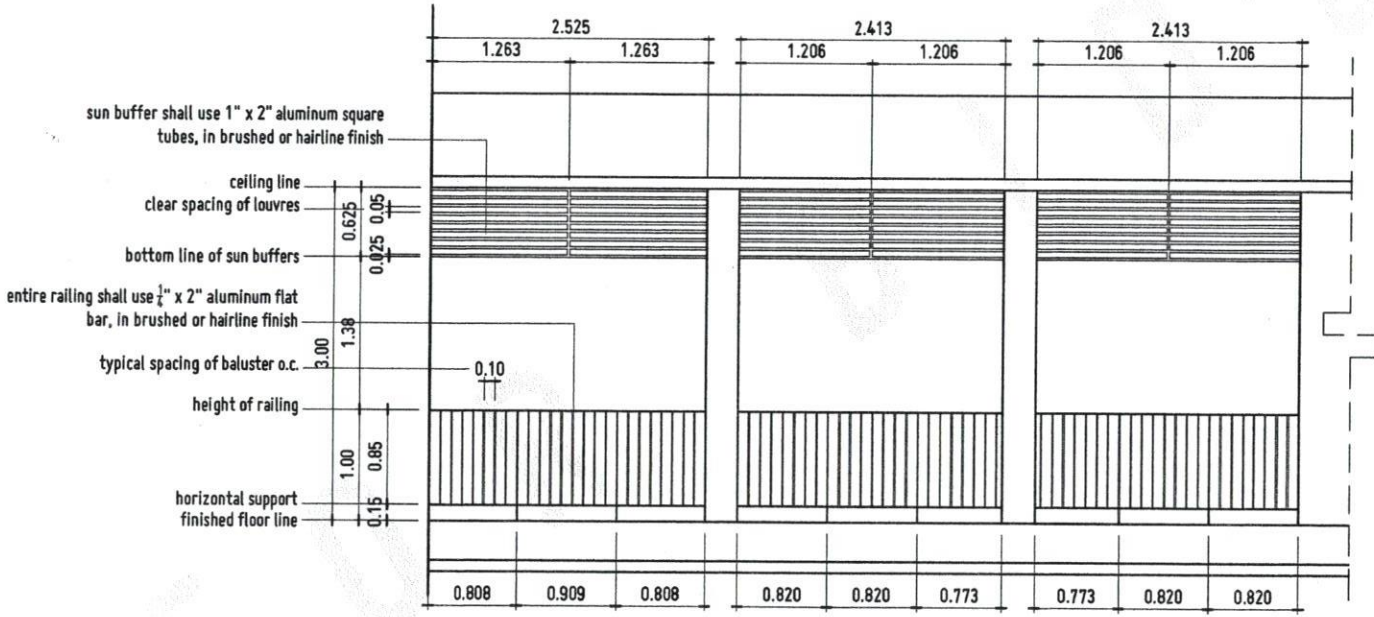
REPUBLIC OF THE PHILIPPINES UNIVERSITY OF SCIENCE AND TECHNOLOGY OF SOUTHERN PHILIPPINES CASAYAN DE ORO CAMPUS INFRASTRUCTURE PLANNING AND FACILITY DEVELOPMENT UNIT CLAYTON R. REYES AVENUE, LAMPALAGAN, CASAYAN DE ORO CITY 7000 TELEPHONE # (08622) 32-85-85 / (0840) 855-1730 / 855-1730 TELE FAX (086) 855-1880 WEBSITE: www.ustp.edu.ph	ARCHITECT AR. FERDINAND A. DUMPA REG. NO. 12325 DATE 01-27-22 PLACE CDO	PROJECT PROPOSED 2-STORY MOCK HOTEL FOR HOTEL & RESTAURANT MANAGEMENT LOCATION USTP-OROQUETA CAMPUS, OROQUETA, MISAMIS OCCIDENTAL OWNER UNIVERSITY OF SCIENCE & TECHNOLOGY OF SOUTHERN PHILIPPINES	RECOMMENDING OFFICER AR. FERDINAND A. DUMPA DIRECTOR, INFRASTRUCTURE PLANNING & FACILITY DEVELOPMENT OFFICE	AGGREGATING OFFICIAL ATTY. ERWIN B. BUCO VP FOR LEGAL AFFAIRS & LEGAL AFFAIRS	APPROVED BY: DR. AMBRASIO B. CULTURA II PRESIDENT, USTP SYSTEM	SHEET CONTENTS:	DRAWN BY: DATE DRAWN: NO.
	(Signatures and stamps)						



PLAN



BLOW-UP SUN BUFFER SECTION
SCALE 1:10 MTS



FRONT ELEVATION

HALLWAY RAILING AND SUN BUFFER DETAIL
SCALE 1:50 MTS



REPUBLIC OF THE PHILIPPINES
UNIVERSITY OF SCIENCE AND TECHNOLOGY OF SOUTHERN PHILIPPINES
CAGAYAN DE ORO CAMPUS
INFRASTRUCTURE PLANNING AND FACILITY DEVELOPMENT UNIT
CLAYO R. RECTO AVENUE, LAPANAS, CAGAYAN DE ORO CITY 9000
TELEPHONE # (08822) 33-60-60 / (0880) 856-1738 / (086-1738) | TELE FAX (0880) 856-4888
WEBSITE: www.ustip.edu.ph

APPROVED BY: *[Signature]*
AR. FERDINAND R. BURGOS
ARCHITECT
PRC No. 19279
UP No. 6241/971A
LOCATION
DATE 01-27-22
OWNER
TH 185-622-83 PLATE CDO

PROPOSED 2-STORY MOCK HOTEL for HOTEL & RESTAURANT MANAGEMENT
USTP-GROQUETA CAMPUS, ORIOQUETA, MISAMIS OCCIDENTAL
UNIVERSITY OF SCIENCE & TECHNOLOGY OF SOUTHERN PHILIPPINES

RECOMMENDING APPROVAL:
[Signature]
AR. FERDINAND R. BURGOS
DIR. DIR. OF ARCHITECTURE, PLANNING & FACILITY DEVELOPMENT OFFICE

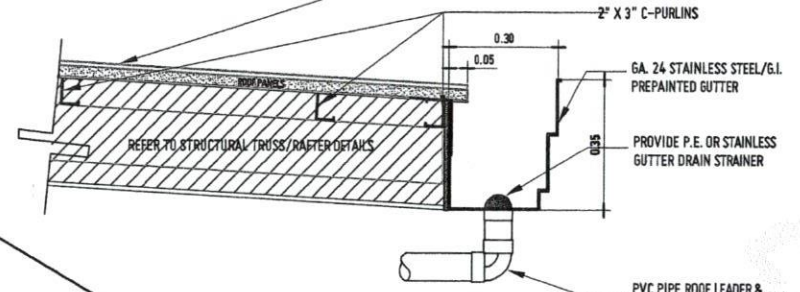
RECOMMENDING APPROVAL:
[Signature]
ATTY. ERWIN B. BURGOS
VP FOR GOVERNANCE & LEGAL AFFAIRS

APPROVED BY: *[Signature]*
DR. AMBROSIO B. CULTURA II
PRESIDENT, USTP SYSTEMS

SHEET CONTENTS:
DRAWN BY:
DATE DRAWN:
PLOT:

A20

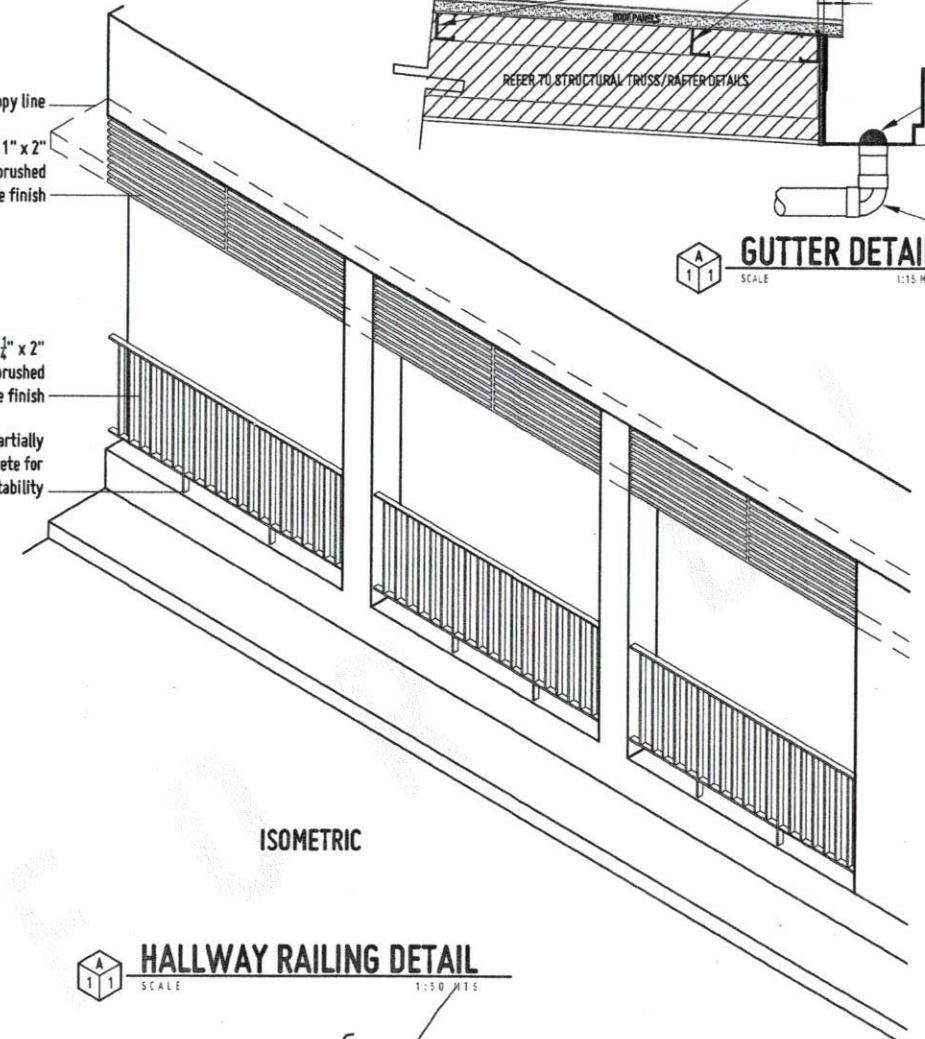
PRE-PAINTED RIB TYPE
UPR 250 PRE-INSULATED ROOF PANELS WITH
50mm THK POLYISOCYANURATE (P.I.R.) FOAM INSULATION
IN 0.6mm UPPER SKIN STEEL SHEET & 0.4mm LOWER SKIN STEEL SHEET or
APPROVED EQUIVALENT
(REFER TO ARCHITECT for APPROVAL)



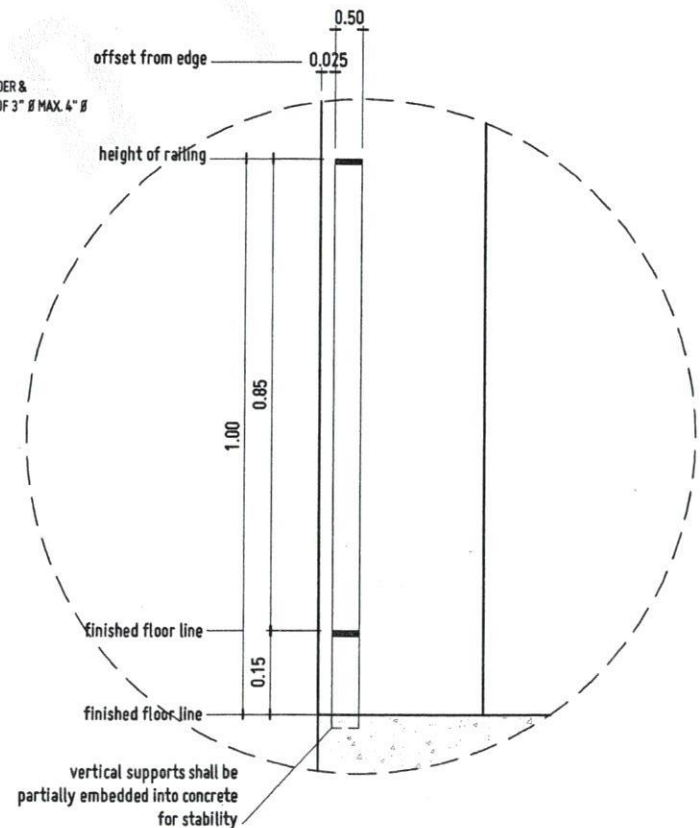
GUTTER DETAIL
SCALE 1:15 MTS

hidden line indicates canopy line
sun buffer shall use 1" x 2" aluminum square tubes, in brushed or hairline finish

entire railing shall use 1" x 2" aluminum flat bar, in brushed or hairline finish
vertical supports shall be partially embedded into concrete for stability



HALLWAY RAILING DETAIL
SCALE 1:50 MTS



BLOW-UP RAILING SECTION
SCALE 1:10 MTS



REPUBLIC OF THE PHILIPPINES
UNIVERSITY OF SCIENCE AND TECHNOLOGY OF SOUTHERN PHILIPPINES
CAGAYAN DE ORO CAMPUS
INFRASTRUCTURE PLANNING AND FACILITY DEVELOPMENT UNIT
CLARO P. RECTO AVENUE, LAPASAN, CAGAYAN DE ORO CITY 9000
TELEPHONE # (08622) 32-86-85 / (0840) 858-1738 / 858-1739 | TELEFAX (086) 858-4885
WEBSITE: www.ustip.edu.ph

DR. FERDINAND A. DUMPA
ARCHITECT
PR. NO. 13329
PR. NO. 52416/1A
DATE: 01-22-22
PLACE: CDD

PROJECT: PROPOSED 2- STOREY MOCK HOTEL for HOTEL & RESTAURANT MANAGEMENT
LOCATION: USTP-ORDOQUETA CAMPUS, ORDOQUETA, MISAMIS OCCIDENTAL
OWNER: UNIVERSITY OF SCIENCE & TECHNOLOGY OF SOUTHERN PHILIPPINES

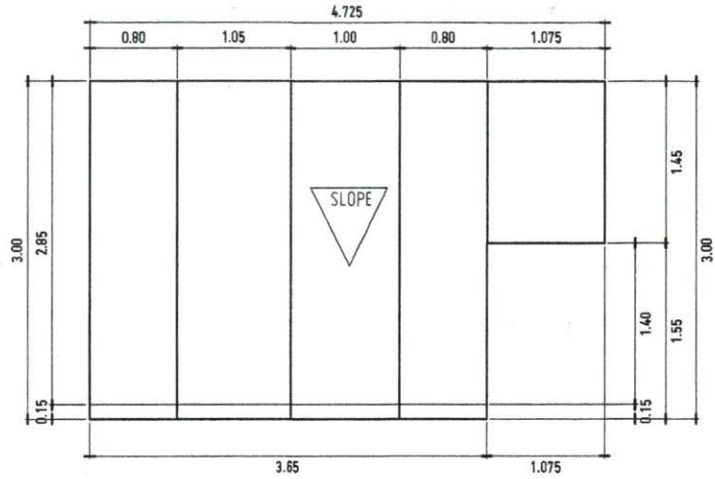
RECOMMENDING APPROVAL:
DR. FERDINAND A. DUMPA
DIR. OF INFRASTRUCTURE PLANNING & FACILITY DEVELOPMENT

RECOMMENDING APPROVAL:
DR. ERWIN D. BUCIO
S. REP. - CAGAYAN DE ORO CITY

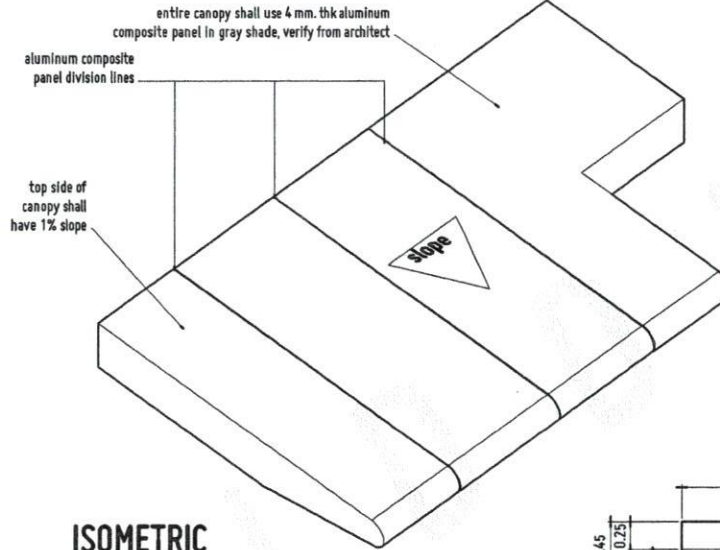
APPROVED BY:
DR. AMBROSIO B. CULTURA II
PRESIDENT

SHEET CONTENTS:
DRAWN BY:
DATE DRAWN:
PLOT:


A21



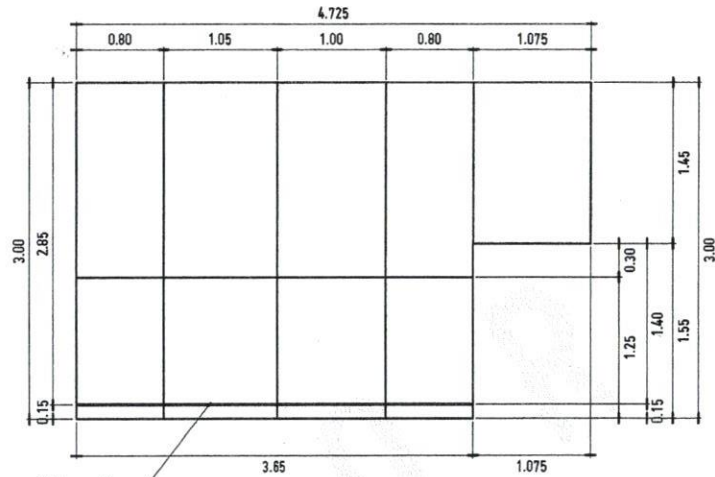
TOP PLAN



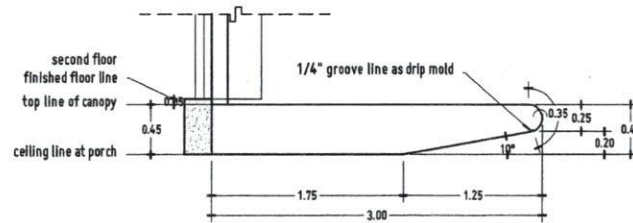
ISOMETRIC



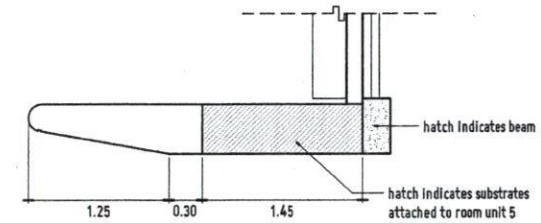
FRONT ELEVATION



UNDERSIDE PLAN



LEFT ELEVATION



RIGHT ELEVATION



CANOPY DETAIL

SCALE: 1:50 MTS



REPUBLIC OF THE PHILIPPINES
UNIVERSITY OF SCIENCE AND TECHNOLOGY OF SOUTHERN PHILIPPINES
CASAYAN DE ORO CAMPUS
INFRASTRUCTURE PLANNING AND FACILITY DEVELOPMENT UNIT
CLARRY H. RECTA AVENUE, LAPANAN, CASAYAN DE ORO CITY 8800
TELEPHONE: 08322 22-88-495 / 08322 22-1728 / 08322 22-1729 | TELE FAX: 08322 22-8888
WEBSITE: www.ustip.edu.ph

DR. FERDINAND A. DOMPA
ARCHITECT
PROJECT NO. S241431A
DATE: 04-22-22
1N-105-00-837 PMSD CDO

PROPOSED 2- STOREY MOCK HOTEL for HOTEL & RESTAURANT MANAGEMENT
LOCATION: USTP-OROQUETA CAMPUS, OROQUETA, MISAMIS OCCIDENTAL
OWNER: UNIVERSITY OF SCIENCE & TECHNOLOGY OF SOUTHERN PHILIPPINES

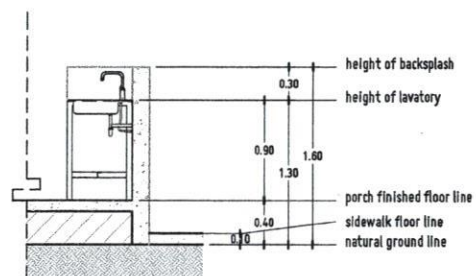
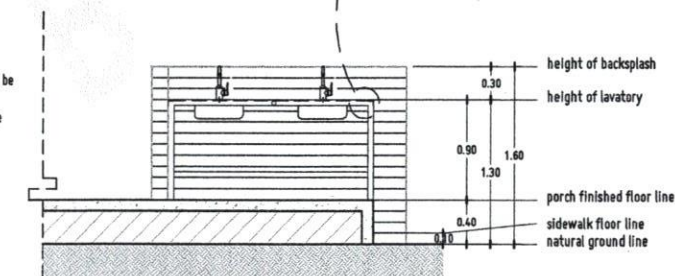
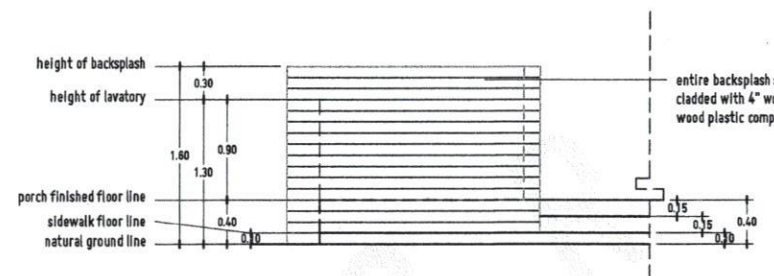
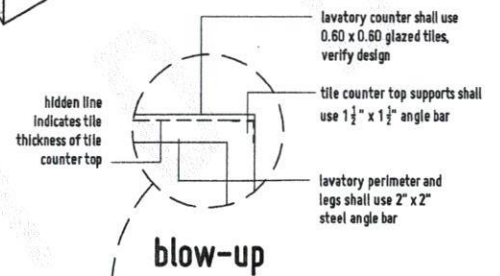
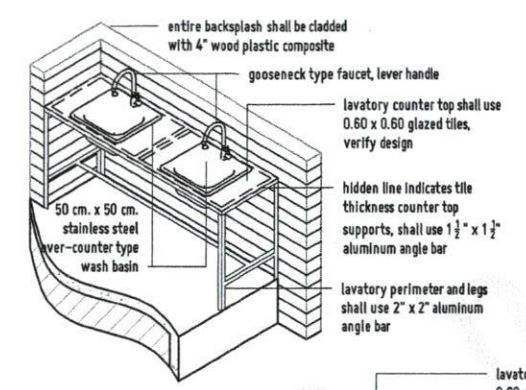
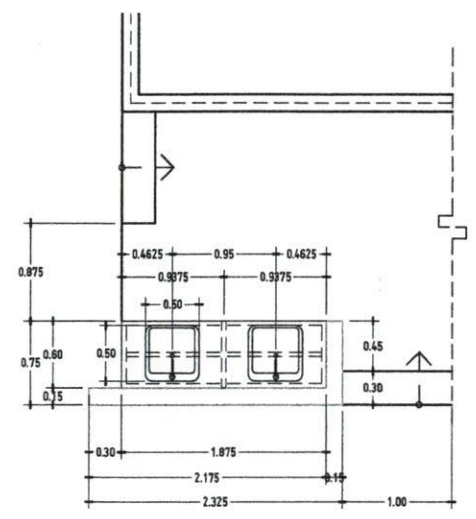
RECOMMENDING APPROVAL:
DR. FERDINAND A. DOMPA
DIRECTOR, INFRASTRUCTURE PLANNING & FACILITY DEVELOPMENT OFFICE

RECOMMENDING APPROVAL:
ATTY. ERWAN B. BURGOS
VP FOR ADMINISTRATION & LEGAL AFFAIRS

APPROVED BY:
DR. AMBROSIO B. CULTURA II
PRESIDENT, USTP-CDO

SHEET CONTENTS:
DRAWN BY:
DATE DRAWN:
PLOT:

A22



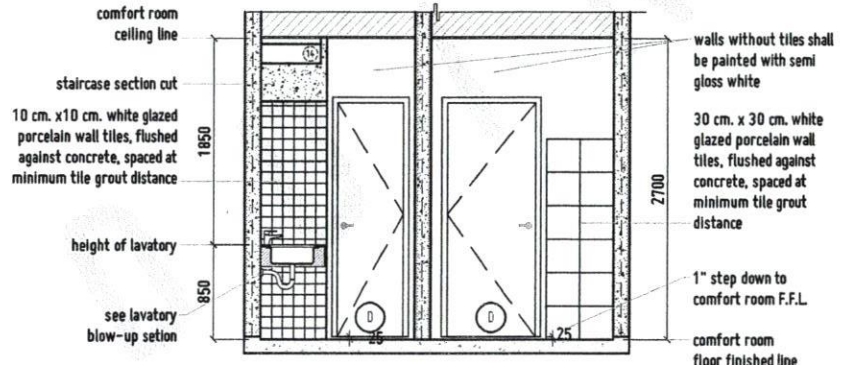
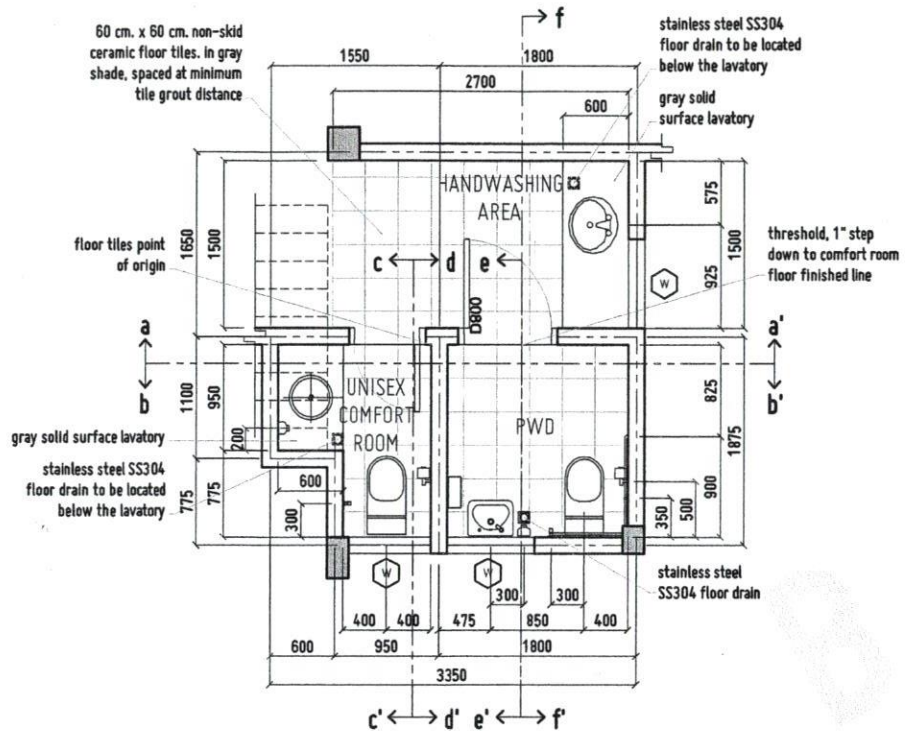
A
1 1

OUTDOOR LAVATORY DETAIL

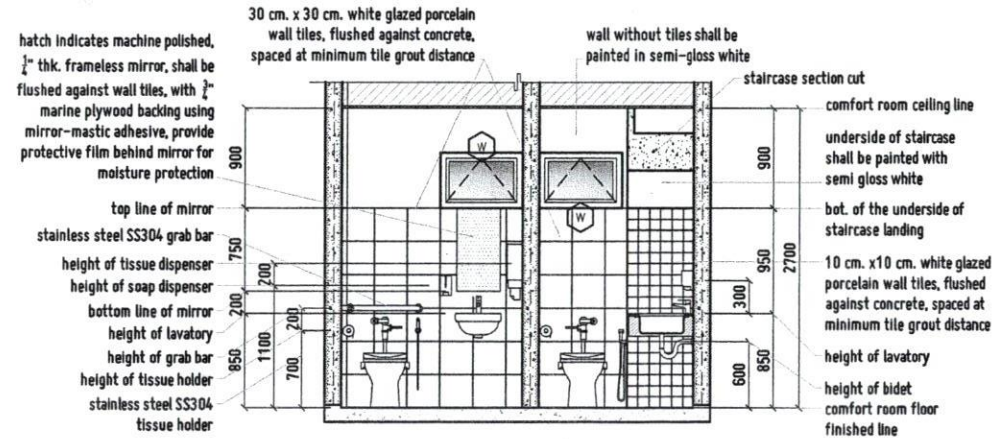
SCALE: 1:50 MTS



REPUBLIC OF THE PHILIPPINES UNIVERSITY OF SCIENCE AND TECHNOLOGY OF SOUTHERN PHILIPPINES CASAYAN DE ORO CAMPUS INFRASTRUCTURE PLANNING AND FACILITY DEVELOPMENT UNIT CLARE R. RECTO AVENUE, LAPASAN, CASAYAN DE ORO CITY 8800 TELEPHONE: 090522 73-80-88 / 0905 808-1738 / 808-1739 TELE FAX: 0905 808-4888 WEBSITE: www.ustip.edu.ph	AR. FERDINAND A. DUMPA ARCHITECT	PROJECT PROPOSED 2- STOREY MOCK HOTEL for HOTEL & RESTAURANT MANAGEMENT	RECOMMENDING ARCHITECT AR. FERDINAND A. DUMPA	RECOMMENDING APPROVAL ATTY. EDWIN B. BUCIO	APPROVED BY: DR. AMBROSIO B. CULTURA II	SHEET CONTENTS:	DRAWN BY:
	PHONE: 7375 FAX: 73844018 DATE: 01-23-22 TIN: 105-002-037 PLAN: CDO	LOCATION USTP- BROOKHETA CAMPUS, BROOKHETA, MISAMIS OCCIDENTAL	OWNER UNIVERSITY OF SCIENCE & TECHNOLOGY OF SOUTHERN PHILIPPINES	DIRECTOR, INFRASTRUCTURE PLANNING AND FACILITY DEVELOPMENT DIVISION	VP FOR ADMINISTRATIVE & LEGAL AFFAIRS	PRESIDENT, USTP 21581	DATE DRAWN:



SECTION A



SECTION B

DETAIL - GROUND FLOOR WASHING AREA & COMFORT ROOMS



SCALE

1:50 MTS



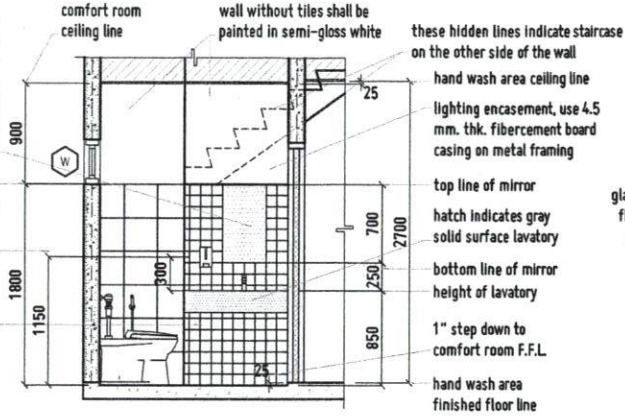
REPUBLIC OF THE PHILIPPINES UNIVERSITY OF SCIENCE AND TECHNOLOGY OF SOUTHERN PHILIPPINES CAGAYAN DE ORO CAMPUS INFRASTRUCTURE PLANNING AND FACILITY DEVELOPMENT UNIT CLAY P. REYES AVENUE, LAPANSA CAGAYAN DE ORO CITY 9000 TELEPHONE: (086) 22-88-88 / (086) 904-1738 / (086) 1738 TELEFAX: (086) 904-4888 WEBSITE: www.ustip.edu.ph	DR. FERDINAND A. DUMPA ARCHITECT PRJ. NO. 13329 P.T.S. NO. 5241-1434 DATE: 01-27-22 TITLE: PLATE C00 OWNER:	PROPOSED 2- STOREY HOOD HOTEL for HOTEL & RESTAURANT MANAGEMENT USTP-ORIOQUETA CAMPUS, ORIOQUETA, MISAMIS OCCIDENTAL UNIVERSITY OF SCIENCE & TECHNOLOGY OF SOUTHERN PHILIPPINES	RECOMMENDING APPROVAL: DR. FERDINAND A. DUMPA DIRECTOR, INFRASTRUCTURE PLANNING & FACILITY DEVELOPMENT OFFICE	RECOMMENDING APPROVAL: ATTY-ERWIN B. BUCIO V.P. FOR ADMINISTRATION & LEGAL AFFAIRS	APPROVED BY: DR. AMBRISIO B. CULTURA II PRESIDENT, USTP SYSTEM	SHEET CONTENTS: DATE DRAWN: DATE:	DRAWN BY: DATE:
---	--	---	--	---	---	---	--------------------

hatch indicates machine polished, 1/4" thk. frameless mirror, shall be flushed against wall tiles, with 3/4" marine plywood backing using mirror-mastic adhesive, provide protective film behind mirror for moisture protection

wall tiles termination height line

height of soap dispenser

10 cm. x 10 cm. white glazed porcelain wall tiles, flushed against concrete, spaced at minimum tile grout distance



SECTION C

these hidden lines indicate staircase on the other side of the wall

hand wash area ceiling line

lighting encasement, use 4.5 mm. thk. fibercement board casing on metal framing

top line of mirror

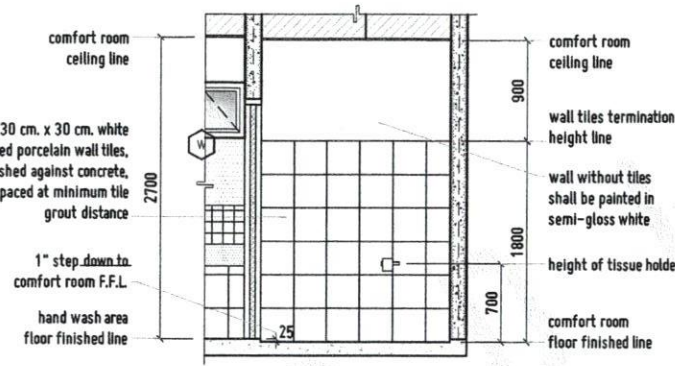
hatch indicates gray solid surface lavatory

bottom line of mirror

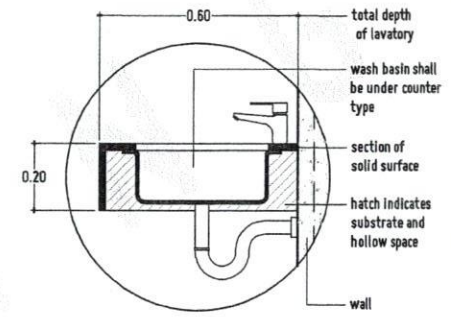
height of lavatory

1" step down to comfort room F.F.L.

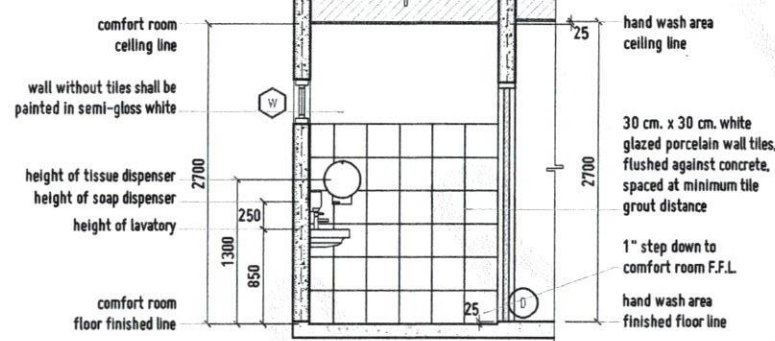
hand wash area finished floor line



SECTION D



TYPICAL LAVATORY BLOW-UP SECTION



SECTION E

hatch indicates machine polished, 1/4" thk. frameless mirror, shall be flushed against wall tiles, with 3/4" marine plywood backing using mirror-mastic adhesive, provide protective film behind mirror for moisture protection

top of mirror

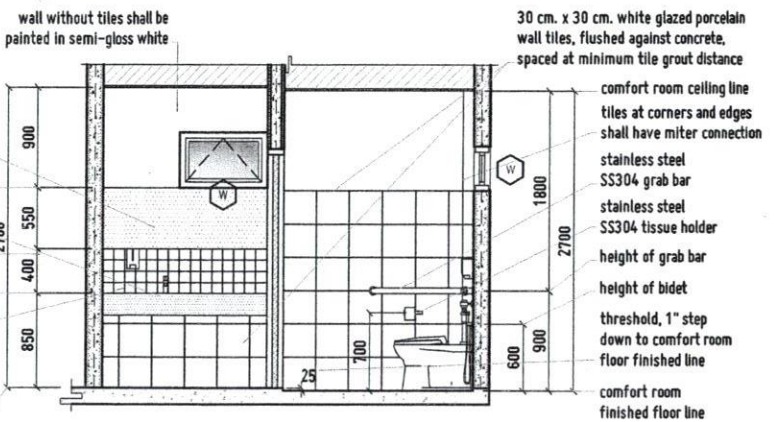
hatch indicates gray solid surface lavatory

bottom of mirror

height of lavatory

10 cm. x 10 cm. white glazed porcelain wall tiles, flushed against concrete, spaced at minimum tile grout distance

hand wash area finished floor line



SECTION F



DETAIL - GROUND FLOOR WASHING AREA & COMFORT ROOMS

1:50 HTSS



REPUBLIC OF THE PHILIPPINES
UNIVERSITY OF SCIENCE AND TECHNOLOGY OF SOUTHERN PHILIPPINES
CAGAYAN DE ORO CAMPUS
INFRASTRUCTURE PLANNING AND FACILITY DEVELOPMENT UNIT
CLARIE R. RECTO AVENUE, LAPANSAK, CAGAYAN DE ORO CITY 9000
TELEPHONE # (08822) 71-68-65 / (088) 838-1738 / 838-1739 | TELE FAX (088) 838-488
WEBSITE: www.ustip.edu.ph

PROJECT: PROPOSED 2- STOREY HOSTEL FOR HOTEL & RESTAURANT MANAGEMENT
LOCATION: USTP-OROQUETA CAMPUS, OROQUETA, MISAMIS OCCIDENTAL
OWNER: UNIVERSITY OF SCIENCE & TECHNOLOGY OF SOUTHERN PHILIPPINES

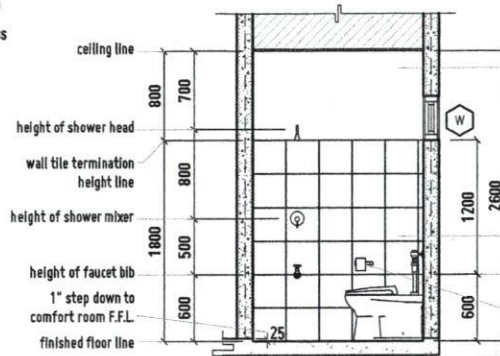
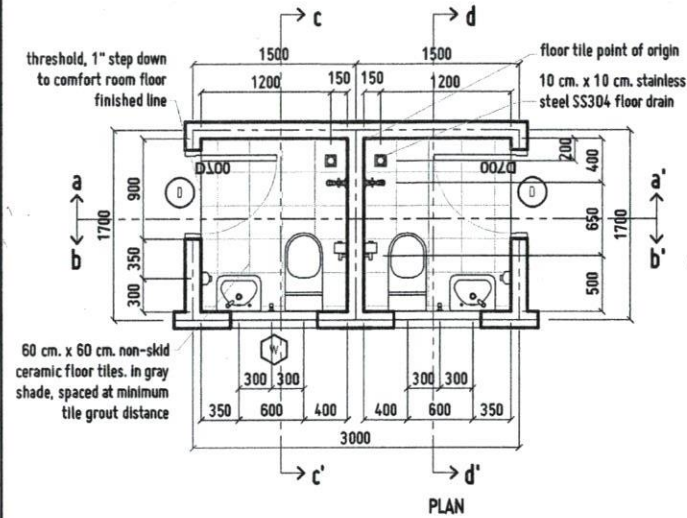
RECOMMENDING APPROVAL: DR. FERDINAND A. DOMPA
DATE: 01-27-22
PROJECT CODE: CDO

RECOMMENDING APPROVAL: ATTY. ERWIN B. BOCIO
DATE: 01-27-22
PROJECT CODE: CDO

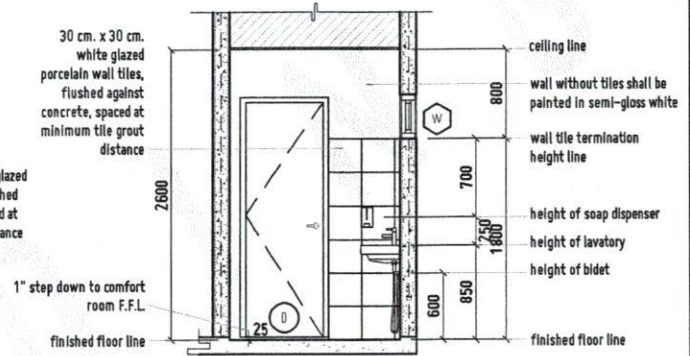
APPROVED BY: DR. AMBROSIO B. CULTURA II
PRESIDENT, USTP

SHEET CONTENTS:
DATE DRAWN:
FAC:

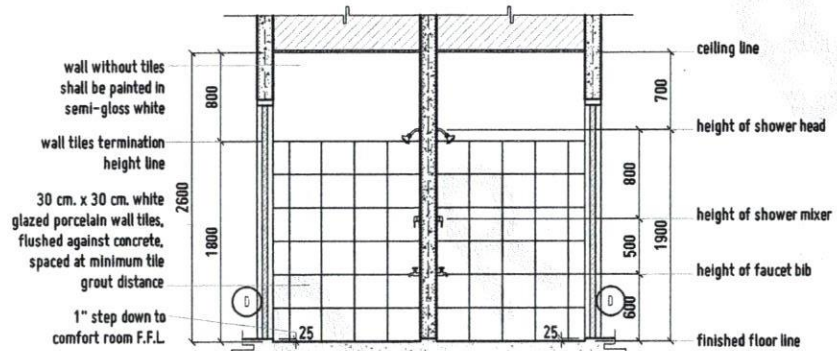
A25



SECTION C



SECTION D



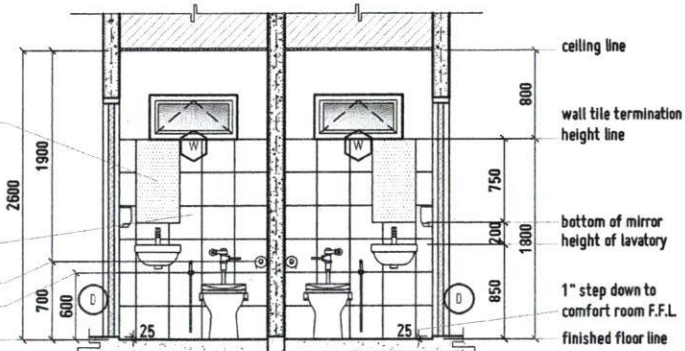
SECTION A

hatch indicates machine polished, 1/4" thk. frameless mirror, shall be flushed against wall tiles, with 3/4" marine plywood backing using mirror-mastic adhesive, provide protective film behind mirror for moisture protection

30 cm. x 30 cm. white glazed porcelain wall tiles, flushed against concrete, spaced at minimum tile grout distance

height of tissue holder
height of bidet

finished floor line



SECTION B

SECTION B



DETAIL - UNIT 1, 2, 3, AND 4 COMFORT ROOMS

SCALE

1:50 MTS



REPUBLIC OF THE PHILIPPINES
UNIVERSITY OF SCIENCE AND TECHNOLOGY OF SOUTHERN PHILIPPINES
CAGAYAN DE ORO CAMPUS
INFRASTRUCTURE PLANNING AND FACILITY DEVELOPMENT UNIT
LALAN P. RECTA AVENUE, LAPASA, CAGAYAN DE ORO CITY 9000
TELEPHONE # (08822) 71-80-88 / (0881) 858-1138 / 858-1139 | TELE FAX (088) 858-4088
WEBSITE: www.ustip.edu.ph

AP. PERDINANDA DUMPA
PROJECT NO. 13329
PROJECT NO. 524147A
DATE 01-27-22
PLACE CDD

PROJECT PROPOSED 2-STOREY MUCK HOTEL FOR HOTEL & RESTAURANT MANAGEMENT
LOCATION USTP-OROQUETA CAMPUS, OROQUETA, MISAMIS OCCIDENTAL
OWNER UNIVERSITY OF SCIENCE & TECHNOLOGY OF SOUTHERN PHILIPPINES

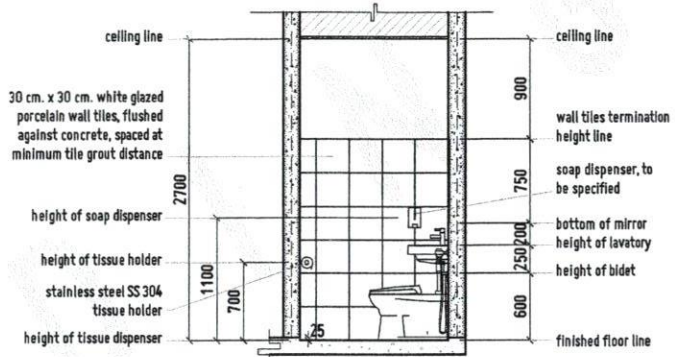
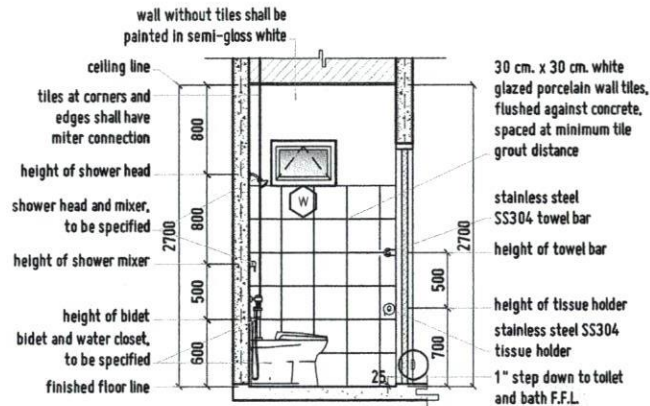
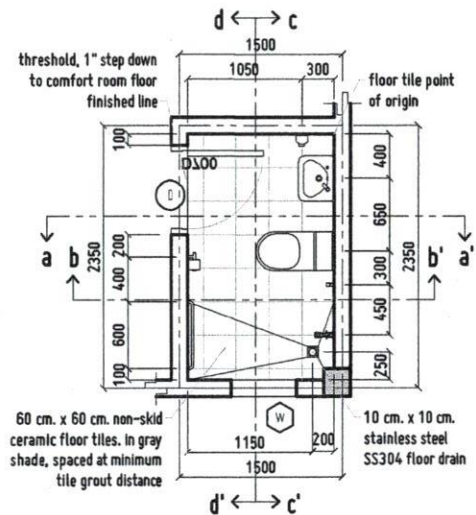
RECOMMENDING APPROVAL
AR. PERDINANDA DUMPA
DIRECTOR, INFRASTRUCTURE PLANNING AND FACILITY DEVELOPMENT DIVISION

RECOMMENDING APPROVAL
ATTY. ERWIN B. BUCIO
VP FOR ADMINISTRATION & LEGAL AFFAIRS

APPROVED BY:
DR. AMBROSIO B. CULTURA II
PRESIDENT, USTP CDO

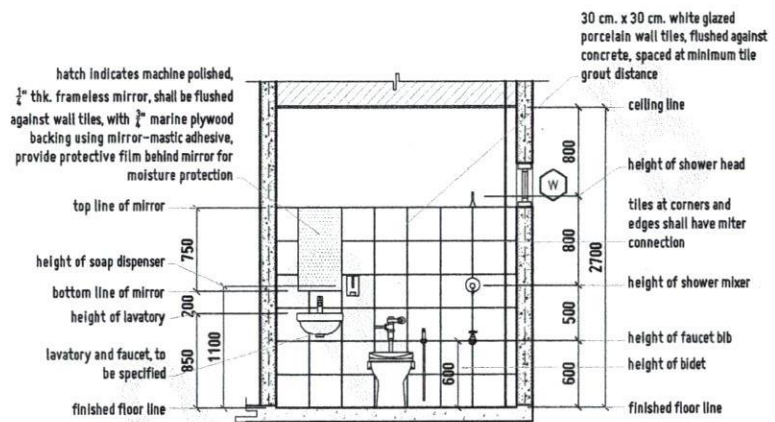
SHEET CONTENTS:
DRAWN BY:
DATE DRAWN:
PLOT:

A26

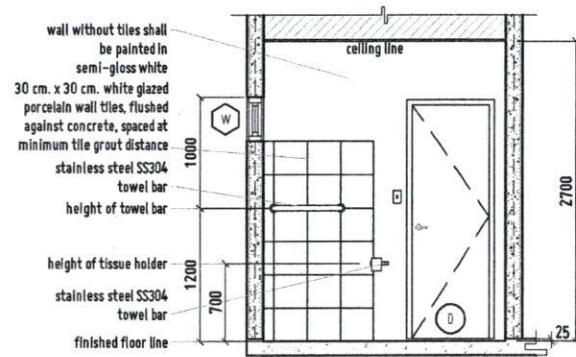


SECTION A

SECTION B



SECTION C



SECTION D

DETAIL - UNIT 5 COMFORT ROOM



SCALE

1:50 METES



REPUBLIC OF THE PHILIPPINES
UNIVERSITY OF SCIENCE AND TECHNOLOGY OF SOUTHERN PHILIPPINES
CAGAYAN DE ORO CAMPUS
INFRASTRUCTURE PLANNING AND FACILITY DEVELOPMENT UNIT
CLARO R. RECTO AVENUE, LAPANAR CAGAYAN DE ORO CITY 9000
TELEPHONE # (0862) 71-40-86 / (0862) 953-1739 / 956-1738 | FAX # (086) 953-4898
WEBSITE: www.ustip.edu.ph

DR. FERDINAND A. BOMPA
ARCHITECT
PRC No. 19329
PRC No. 5241471A
DATE: 01-27-22
TIN: 105-002-877
PLACE: CDO

PROJECT: PROPOSED 2- STOREY MOCK HOTEL for HOTEL & RESTAURANT MANAGEMENT
LOCATION: USTP-ORIOQUETA CAMPUS, ORIOQUETA, MISAMIS OCCIDENTAL
OWNER: UNIVERSITY OF SCIENCE & TECHNOLOGY OF SOUTHERN PHILIPPINES

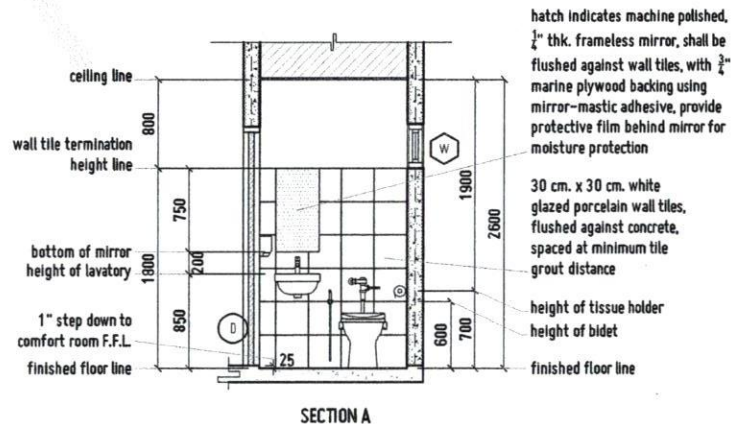
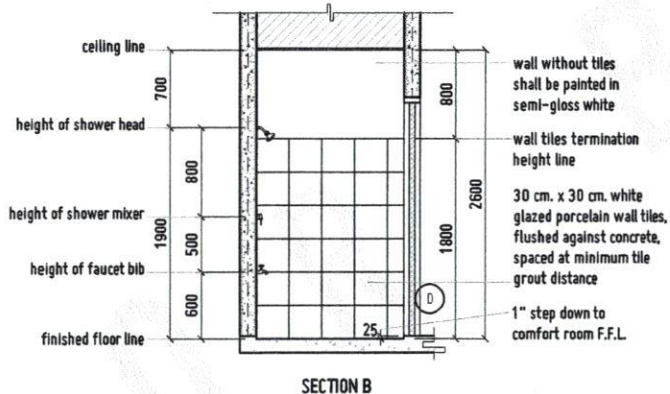
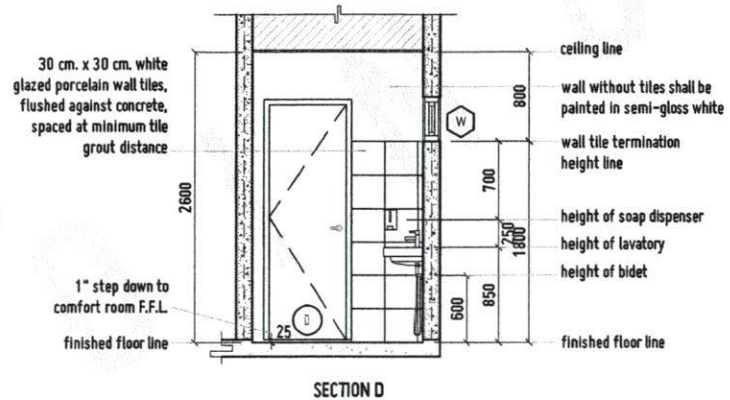
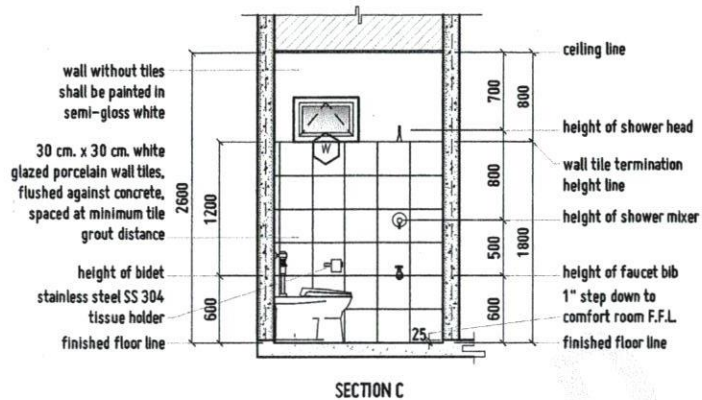
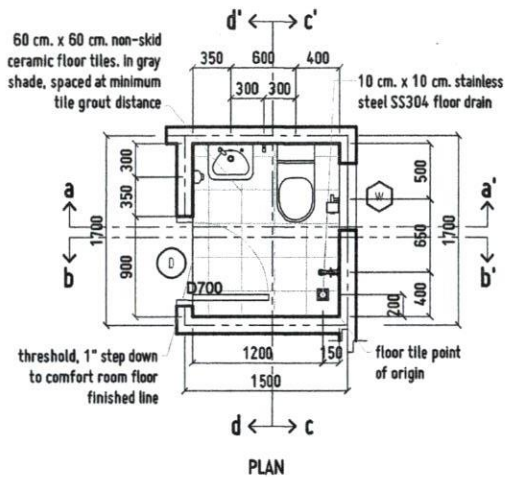
RECOMMENDING APPROVAL:
DR. FERDINAND A. BOMPA
DIRECTOR, INFRASTRUCTURE PLANNING AND FACILITY DEVELOPMENT OFFICE

RECOMMENDING APPROVAL:
ATTY. ERWIN B. BUENO
PROFESSOR, TRAINING & LEGAL AFFAIRS

APPROVED BY:
DR. AMBROSIO B. CULTURA II
PRESIDENT, USTP-CDO

SHEET CONTENTS:
DRAWN BY:
DATE DRAWN:
PAC:

A27



DETAIL - UNIT 6 COMFORT ROOM



SCALE 1:50 MTS



REPUBLIC OF THE PHILIPPINES
UNIVERSITY OF SCIENCE AND TECHNOLOGY OF SOUTHERN PHILIPPINES
CASAYAN DE ORO CAMPUS
INFRASTRUCTURE PLANNING AND FACILITY DEVELOPMENT UNIT
CLARO P. RECTO AVENUE, LAPOKAN, CASAYAN DE ORO CITY 8800
TELEPHONE # (08422) 12-60-65 / (0840) 865-1708 / 855-1128 | TELE FAX (0840) 855-4488
WEBSITE: www.ustip.edu.ph

AR FERDINANDA DUMPA
ARCHITECT
DESIGN NO. 03225 P/REV. 5241471A
DATE 01-27-22
PLACE CDD
TEL 185-092-8937

PROJECT PROPOSED 2- STOREY MOCK HOTEL FOR HOTEL & RESTAURANT MANAGEMENT
LOCATION USTP-OROQUETA CAMPUS, OROQUETA, MISAMIS OCCIDENTAL
OWNER UNIVERSITY OF SCIENCE & TECHNOLOGY OF SOUTHERN PHILIPPINES

RECOMMENDING APPROVAL
AR FERDINANDA DUMPA
DIRECTOR, INFRASTRUCTURE PLANNING & FACILITY DEVELOPMENT OFFICE

RECOMMENDING APPROVAL
APTY. ERWIN B. BUEN
VP FOR ADMINISTRATION & LEGAL AFFAIRS

APPROVED BY:
DR. AMBROSIO CULTURA II
PRESIDENT, USTP

SHEET CONTENTS:
DRAWN BY:
DATE DRAWN:
PNO:

A28

GENERAL NOTES

REPUBLIC OF THE PHILIPPINES
DEPARTMENT OF PUBLIC WORKS & HIGHWAYS
OFFICE OF THE BUILDING OFFICIAL

CITY OF DROQUETA
PROVINCE OF MISAMIS OCCIDENTAL
Approved by:

1. GENERAL

- 1.1 THE STRUCTURAL DRAWINGS SHALL BE READ IN CONJUNCTION WITH THE DRAWING OF ALL OTHER DISCIPLINES AND THE SPECIFICATIONS. THE CONTRACTOR SHALL VERIFY THE REQUIREMENTS OF OTHER TRADES AS TO SEVERITY, CHARACTER, HEIGHT, LOCATION, AND OTHER ITEMS TO BE PLACED OR SET IN THE STRUCTURAL WORKS.
- 1.2 THE CONTRACTOR SHALL BE RESPONSIBLE FOR COMPLYING WITH ALL SAFETY PRECAUTIONS AND REGULATIONS DURING THE WORK.
- 1.3 THE STRUCTURAL DRAWINGS HEREIN REPRESENT THE FINISHED STRUCTURE. THE CONTRACTOR SHALL PROVIDE ALL TEMPORARY BRACING AND BRACKETS REQUIRED TO ERECT AND HOLD THE STRUCTURE IN PROPER ALIGNMENT UNTIL ALL STRUCTURAL WORK AND CONNECTIONS HAVE BEEN COMPLETED. THE INVESTIGATING, DESIGN, SAFETY, AND BRACING AND INSPECTION OF ERECTION BRACING, SHORING, TEMPORARY SUPPORTS, ETC., IS THE SOLE RESPONSIBILITY OF THE CONTRACTOR.
- 1.4 THE DRAWINGS INDICATE GENERAL AND TYPICAL DETAILS OF CONSTRUCTION. WHERE CONDITIONS ARE NOT SPECIFICALLY SHOWN, SIMILAR DETAILS OR CONSTRUCTION SHALL BE GIVEN SUBJECT TO THE APPROVAL BY THE BUILDING OFFICIAL.
- 1.5 LOADINGS APPLIED TO THE STRUCTURE DURING THE PROCESS OF CONSTRUCTION SHALL NOT EXCEED THE SAFE LOAD-CARRYING CAPACITY OF THE STRUCTURAL MEMBERS. THE LIVE LOADS SPECIFIED IN THE DESIGN OF THE STRUCTURE ARE INDICATED IN THE "DESIGN CRITERIA NOTES." DO NOT APPLY ANY CONSTRUCTION LOADS UNLESS STRUCTURAL BRACING IS PROPERLY CONNECTED TOGETHER AND UNTIL ALL TEMPORARY BRACING IS IN PLACE.
- 1.6 ALL ASTM AND OTHER REFERENCES ARE PER THE LATEST EDITIONS OF THESE STANDARDS, UNLESS OTHERWISE NOTED.

2. DESIGN CRITERIA

- 2.1 STANDARDS
 - A. NATIONAL STRUCTURAL CODE OF THE PHILIPPINES
 - B. BUILDING CODE REQUIREMENTS FOR REINFORCED CONCRETE (ACI-318)M
 - C. INTERNATIONAL BUILDING CODE (IBC)
 - D. STRUCTURAL ENGINEERING INSTITUTE/AMERICAN SOCIETY OF CIVIL ENGINEERS (ASCE)
- 2.2 MATERIALS
 - A. THE FOLLOWING STRUCTURAL MATERIALS AND THEIR CORRESPONDING STRENGTH ARE ADOPTED BY THE DESIGN:

CONCRETE COMPRESSIVE STRENGTH AT 28 DAYS	$f_c = 25$ MPa
CONCRETE TENSILE STRENGTH	$f_t = 2.0$ MPa
REINFORCING BARS	$f_y = 414$ MPa
CONCRETE MASS DENSITY	$\rho = 24$ kN/m ³
STRUCTURAL STEEL PLATES AND SHAPES - ASTM A36	$f_y = 248$ MPa
ANCHOR BOLTS - ASTM A307	$f_t = 228$ MPa
- 2.3 DESIGN LOADS
 - A. DESIGN GRAVITY DEAD LOADS USED IN THE DESIGN ARE AS FOLLOWS:

CONCRETE	24 kN/m ³
50 MM FLOOR TOPPING - FINISH	1.7 kN/m ²
100 MM CONCRETE MASONRY UNITS	2.78 kN/m ²
150 MM CONCRETE MASONRY UNITS	3.30 kN/m ²
ROOF TOPPING - WATERPROOFING + INSULATION	2.50 kN/m ²
 - B. DESIGN GRAVITY LIVE LOADS USED IN THE DESIGN ARE AS FOLLOWS:

FLOOR LIVE LOAD	2.0 kN/m ²
ROOF LIVE LOAD	CONCRETE FLOOR: 1.0 kN/m ²
	STEEL ROOF: 0.8 kN/m ²
	5.0 kN/m ²
- 2.3.2 WIND LOAD
 - A. WIND LOAD ON STRUCTURE SHALL BE COMPUTED AND APPLIED IN ACCORDANCE WITH THE PROVISIONS OF THE INTERNATIONAL BUILDING CODE, LATEST EDITION.
 - B. DESIGN WIND PRESSURE:

BASIC WIND VELOCITY FOR JAGAN, MISAMIS OR ARE AS FOLLOWS:	750 kph
SHAPELIZED DESIGN WIND SHALL BE DESIGNED AS GIVEN IN "SCOP" FIGURE REFS. 8 & 13.	
 - C. ADJUSTMENT FACTOR FOR BUILDING HEIGHT AND EXPOSURE:

ADJUSTMENT FACTOR FOR BUILDING HEIGHT AND EXPOSURE SHALL BE AS GIVEN IN FIGURE 6-2 OF IBC/ASCE 7.	
---	--
 - D. IMPORTANCE FACTOR (I):

IMPORTANCE (I) SHALL BE AS DEFINED IN SECTION 6.5.5 OF IBC/ASCE 7.	
--	--
 - E. EXPOSURE CATEGORY

AN EXPOSURE CATEGORY SHALL BE IN ACCORDANCE WITH SECTION 6.5.6 OF IBC/ASCE 7.	
---	--
- 2.3.3 EARTHQUAKE LOADS
 - A. COMPUTATIONS AND APPLICATION OF SEISMIC LOADS ON THE STRUCTURE SHALL BE IN ACCORDANCE WITH THE EARTHQUAKE PROVISIONS OF THE INTERNATIONAL BUILDING CODE, LATEST EDITION.

- 2.3.4 CAST-IN-PLACE CONCRETE

CLEAR COVER	EXPOSED TO WEATHER OR EARTH	NOT EXPOSED TO WEATHER OR EARTH
A	50	25
B	50	40
C	75	50
- 2.3.5 PRECAST CONCRETE

CLEAR COVER	EXPOSED TO EARTH	EXPOSED TO WEATHER	NOT EXPOSED TO WEATHER OR EARTH
WALL PANELS	75	30	20
OTHERS	75	50	30

- 2.3.6 HOOKS AND BENDS SHALL BE IN ACCORDANCE WITH THE FOLLOWING MINIMUM REQUIREMENT:

BAR SIZE	MIN. DEVELOPMENT LENGTH IN TENSION	MIN. LAP LENGTH IN COMPRESSION
#8	420	300
#10	525	300
#12	630	355
#14	735	410
#16	840	470
#18	945	530
#20	1050	590
#22	1140	650
#25	1260	735
#28	1410	825
#30	1510	880
#32	1615	940

- 2.3.7 HOOKS AND BENDS SHALL BE IN ACCORDANCE WITH THE FOLLOWING MINIMUM REQUIREMENT:

BAR SIZE	MIN. DEVELOPMENT LENGTH IN TENSION	MIN. LAP LENGTH IN COMPRESSION
#8	420	300
#10	525	300
#12	630	355
#14	735	410
#16	840	470
#18	945	530
#20	1050	590
#22	1140	650
#25	1260	735
#28	1410	825
#30	1510	880
#32	1615	940

- 2.3.8 HOOKS AND BENDS SHALL BE IN ACCORDANCE WITH THE FOLLOWING MINIMUM REQUIREMENT:

BAR SIZE	MIN. DEVELOPMENT LENGTH IN TENSION	MIN. LAP LENGTH IN COMPRESSION
#8	420	300
#10	525	300
#12	630	355
#14	735	410
#16	840	470
#18	945	530
#20	1050	590
#22	1140	650
#25	1260	735
#28	1410	825
#30	1510	880
#32	1615	940

- 2.3.9 HOOKS AND BENDS SHALL BE IN ACCORDANCE WITH THE FOLLOWING MINIMUM REQUIREMENT:

BAR SIZE	MIN. DEVELOPMENT LENGTH IN TENSION	MIN. LAP LENGTH IN COMPRESSION
#8	420	300
#10	525	300
#12	630	355
#14	735	410
#16	840	470
#18	945	530
#20	1050	590
#22	1140	650
#25	1260	735
#28	1410	825
#30	1510	880
#32	1615	940

- 2.3.10 HOOKS AND BENDS SHALL BE IN ACCORDANCE WITH THE FOLLOWING MINIMUM REQUIREMENT:

BAR SIZE	MIN. DEVELOPMENT LENGTH IN TENSION	MIN. LAP LENGTH IN COMPRESSION
#8	420	300
#10	525	300
#12	630	355
#14	735	410
#16	840	470
#18	945	530
#20	1050	590
#22	1140	650
#25	1260	735
#28	1410	825
#30	1510	880
#32	1615	940

- 2.3.11 HOOKS AND BENDS SHALL BE IN ACCORDANCE WITH THE FOLLOWING MINIMUM REQUIREMENT:

BAR SIZE	MIN. DEVELOPMENT LENGTH IN TENSION	MIN. LAP LENGTH IN COMPRESSION
#8	420	300
#10	525	300
#12	630	355
#14	735	410
#16	840	470
#18	945	530
#20	1050	590
#22	1140	650
#25	1260	735
#28	1410	825
#30	1510	880
#32	1615	940

- 2.3.12 HOOKS AND BENDS SHALL BE IN ACCORDANCE WITH THE FOLLOWING MINIMUM REQUIREMENT:

BAR SIZE	MIN. DEVELOPMENT LENGTH IN TENSION	MIN. LAP LENGTH IN COMPRESSION
#8	420	300
#10	525	300
#12	630	355
#14	735	410
#16	840	470
#18	945	530
#20	1050	590
#22	1140	650
#25	1260	735
#28	1410	825
#30	1510	880
#32	1615	940

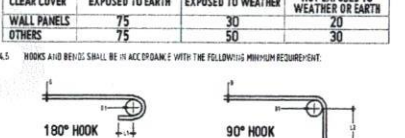
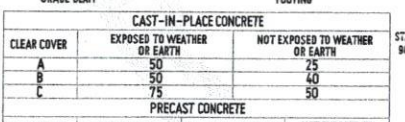
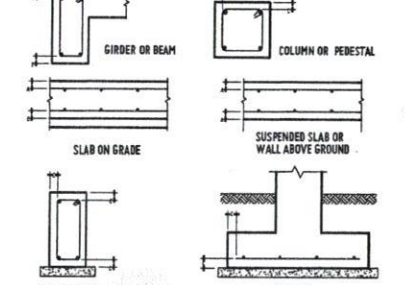
3.2 FOUNDATION

- 3.2.1 FOUNDATION SHALL BE DESIGNED BASED ON THE GEO-TECHNICAL INVESTIGATION REPORT. THE GENERAL CONTRACTOR SHALL CONDUCT THE OWNERS' GEO-TECHNICAL TEST TO VERIFY THE DESIGN SAFE AND ACCEPTANCE TO THE GEO-TECHNICAL TEST RESULT REPORT.
- 3.2.2 SITE PREPARATION
 - A. ALL VEGETATION, DEBRIS AND SURFACE SOILS CONTAINING ORGANIC MATERIALS SHALL BE REMOVED FROM THE SITE.
 - B. THE EXPOSED SUB-GRADE SHALL BE DENSIFIED PRIOR TO PLACING ANY FILL. THE DENSIFICATION SHALL BE ACHIEVED BY COMPACTION, AND SHALL CONTINUE UNTIL THE SOIL DENSITY, 300 MM BENEATH THE EXISTING SUB-GRADE, IS AT LEAST 95% OF THE HOMOGENEOUS PROCTOR MAXIMUM DRY DENSITY.
 - C. 3.0% OF THE EXISTING SOILS ARE DUE TO CONSTRUCTION ACTIVITIES. THESE SOILS SHALL BE RE-COMPACTED AND RE-TESTED.
- 3.2.3 GROUND WATER TABLE
 - A. THE CONTRACTOR'S ATTENTION IS DRAWN TO GROUND WATER ELEVATIONS INDICATED OR DISCUSSED IN THE GEO-TECHNICAL REPORT. WELL-POINTED HAVING HEADS 50 MM BELOW THE GROUND WATER LEVEL IS MAINTAINED AT LEAST 500 MM BELOW THE BOTTOM OF FOOTINGS DURING CONSTRUCTION AND CONSTRUCTION.
 - B. THE SIZES OF FOOTINGS SHALL BE FORMED, EXCAVATED SOILS TO FORM THE SIDES OF FOOTINGS ARE NOT ACCEPTABLE.
 - C. TOP OF FOOTING ELEVATION SHALL BE AS SHOWN ON THE FOUNDATION PLAN OR DETAILS. THESE ELEVATIONS ARE A MAXIMUM AND SHALL BE LOWERED AS REQUIRED TO OBTAIN THE REQUIRED DESIGN BEARING CAPACITY.
 - D. THE UNBALANCED OVERTURNING SHALL BE DONE AGAINST FOOTING WALLS WHICH ARE SECURELY BRACED AGAINST OVERTURNING, EITHER BY TEMPORARY BRACING OR FOUNDATION CONSTRUCTION.

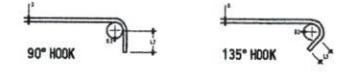
4. CONCRETE CONSTRUCTION

- 4.1 NO SPICES SHALL BE PERMITTED IN FLEXURAL MEMBER REINFORCEMENT AT POINTS WHERE CRITICAL BENDING STRESSES OCCUR.
- 4.2 WHEN A BEAM CROSSES A GIRDER, BEST BEAR ON TOP OF GIRDER BARS.
- 4.3 IF SLABS ARE REINFORCED BOTH WAYS (TWO-WAY SPANNING SLABS), THE BARS ALONG THE SHORT SPAN SHALL BE AT THE LOWER LAYER FOR BOTTOM BARS, AND UPPER LAYER FOR TOP BARS.
- 4.4 UNLESS OTHERWISE NOTED, THE FOLLOWING CLEAR CONCRETE COVER OF REINFORCING STEEL SHALL BE IN ACCORDANCE WITH ACI 318-14 CLEAR COVER REQUIREMENTS AND USED AS FOLLOWS:

MEMBER	EXPOSED TO WEATHER OR EARTH	NOT EXPOSED TO WEATHER OR EARTH
SLAB ON GRADE	50	25
GIRDER OR BEAM	50	40
COLUMN OR PERISTAL	75	50
FOOTING	75	50

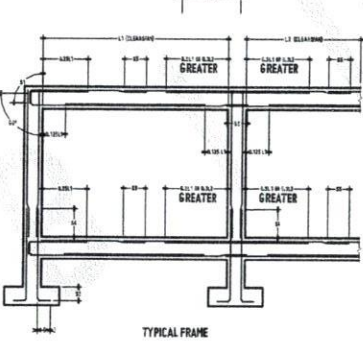


BARS (MM)	MINIMUM BEND DIAMETER		EXTENSION	
	D1 (MM)	L1 (MM)	L2 (MM)	L3 (MM)
#8	50	60	95	
#10	60	80	125	
#12	70	90	145	
#14	85	100	170	
#16	95	110	190	
#18	110	120	215	
#20	120	130	240	
#22	130	140	265	
#25	150	160	300	
#28	175	180	335	



BARS (MM)	MINIMUM BEND DIAMETER		EXTENSION	
	D1 (MM)	L3 (MM)	L4 (MM)	L5 (MM)
#8	30	50		
#10	40	60		
#12	50	70		
#14	55	85		
#16	65	95		

UNLESS OTHERWISE INDICATED, THE FOLLOWING MINIMUM DEVELOPMENT AND LAP LENGTH SHALL BE USED.



BARS (MM)	MIN. DEVELOPMENT LENGTH			MIN. LAP LENGTH		
	IN TENSION	IN COMPRESSION	IN TENSION	IN TENSION	IN COMPRESSION	IN COMPRESSION
#8	420	325	200	420	300	300
#10	525	405	210	525	300	300
#12	630	485	250	630	355	355
#14	735	565	295	735	410	410
#16	840	645	335	840	470	470
#18	945	725	380	945	530	530
#20	1050	805	420	1050	590	590
#22	1140	885	460	1140	650	650
#25	1260	1005	525	1260	735	735
#28	1410	1140	590	1410	825	825
#30	1510	1230	630	1510	880	880
#32	1615	1335	670	1615	940	940

NOTES

1. THE INDICATED MINIMUM DEVELOPMENT AND LAP LENGTH IS FOR CLASS 25 CONCRETE. FOR FY OTHER THAN 25 MPa, THE VALUES OF S1, S2, S3, AND S4 SHALL BE MULTIPLIED BY 5/6.
2. WHEN LIGHTWEIGHT AGGREGATE CONCRETE IS USED, INDICATED VALUE OF S1 AND S2 SHALL BE MULTIPLIED BY 1.3, HOWEVER WHEN THE AVERAGE CRUSHING TEST STRENGTH OF LIGHTWEIGHT AGGREGATE CONCRETE IS 12 MPa PER S1 AND S2 SHALL BE PERMITTED TO BE MULTIPLIED BY 1.1, BUT NOT LESS THAN 1.0.
3. FOR EPOXY COATED BARS, S1 AND S2 SHALL BE MULTIPLIED BY 1.3.
4. LAP AND DEVELOPMENT LENGTH OF INDIVIDUAL BARS WITHIN A BUNDLE SHALL BE THAT FOR INDIVIDUAL BAR (INCREASED BY 20% FOR THREE BAR BUNDLE, 33% FOR FOUR BAR BUNDLE).

5. MASONRY

- 5.1 MASONRY UNITS SHALL CONFORM TO THE REQUIREMENTS OF ACI 530/RACES.
- 5.2 MASONRY EXPANSION AND CONTRACTION JOINT REQUIREMENTS SHALL BE AS INDICATED.
- 5.3 UNLESS OTHERWISE INDICATED, ALL WALLS SHALL BE LAID IN RUNNING BOND.
- 5.4 REINFORCING BARS SHALL BE PROVIDED OF THE GIVEN SIZE AND SPACING AS INDICATED. PROVIDE BARS AT ALL WALL CORNERS, INTERSECTIONS AND OPENING EDGES.
- 5.7 REBAR DOWELS SHALL BE PROVIDED FROM FOUNDATIONS TO MATCH VERTICAL BARS.
- 5.8 LINTEL BEAM SHALL BE PROVIDED ABOVE ALL WALL OPENINGS.

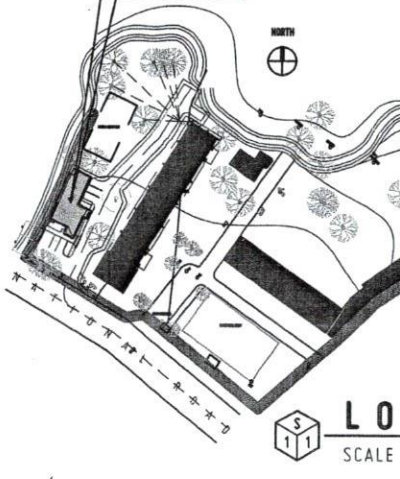
6. STEEL

- 6.1 ALL STRUCTURAL STEEL SHALL CONFORM TO THE REQUIREMENTS OF AISC 360-16.

7. NOTES FOR DRAWING NOMENCLATURES

- 7.1 ALL DIMENSIONS ARE IN MILLIMETERS AND ELEVATIONS ARE IN METERS UNLESS OTHERWISE NOTED.
- 7.2 INDICATED DIMENSIONS SHALL PREVAIL AGAINST SCALED DIMENSIONS.
- 7.3 THE CONTRACTOR SHALL VERIFY ALL DIMENSIONS AND SITE CONDITIONS. SMALL MISTAKES WILL BE CORRECTED.
- 7.4 ALL REINFORCING BARS SHALL BE READ AS FOLLOWS:

BAR DIAMETER	#20 - #85 - 100 - TOP
QUANTITY	SPACING OF BARS
BAR MARK	LAYER OR LOCATION



REPUBLIC OF THE PHILIPPINES
UNIVERSITY OF SCIENCE AND TECHNOLOGY OF SOUTHERN PHILIPPINES
CAGAYAN DE ORO CAMPUS
INFRASTRUCTURE PLANNING AND FACILITY DEVELOPMENT UNIT
CLAIM IN REGISTRATION, LUPATAN CAGAYAN DE ORO CITY
TELEPHONE # (0822) 72-00-45 / (082) 956-1738 / (082) 956-1738 / (082) 956-1738
WEBSITE: www.ustip.edu.ph

ENGR. ERNESTO N. QUILTE
CIVIL/STRUCTURAL ENGINEER
PROJ. NO. 004-4840 P. NO. 000-000
DATE 1-21-2022
TIN 152-028-2433 OATS EL SALVADOR

PROPOSED 2-STOREY HOTEL FOR HOTEL & RESTAURANT MANAGEMENT
LUPATAN CAGAYAN DE ORO CITY
UNIVERSITY OF SCIENCE & TECHNOLOGY OF SOUTHERN PHILIPPINES

RECOMMENDING APPROVAL:
AR FERDINAND A. DUMPA
DIRECTOR, INFRASTRUCTURE PLANNING & FACILITY DEVELOPMENT OFFICE

RECOMMENDING APPROVAL:
ATTY. ERWIN B. BUCHI
VP FOR ADMINISTRATION & LEGAL AFFAIRS

APPROVED BY:
DR. AMORICO B. CULTURA II
PRESIDENT, USTIP

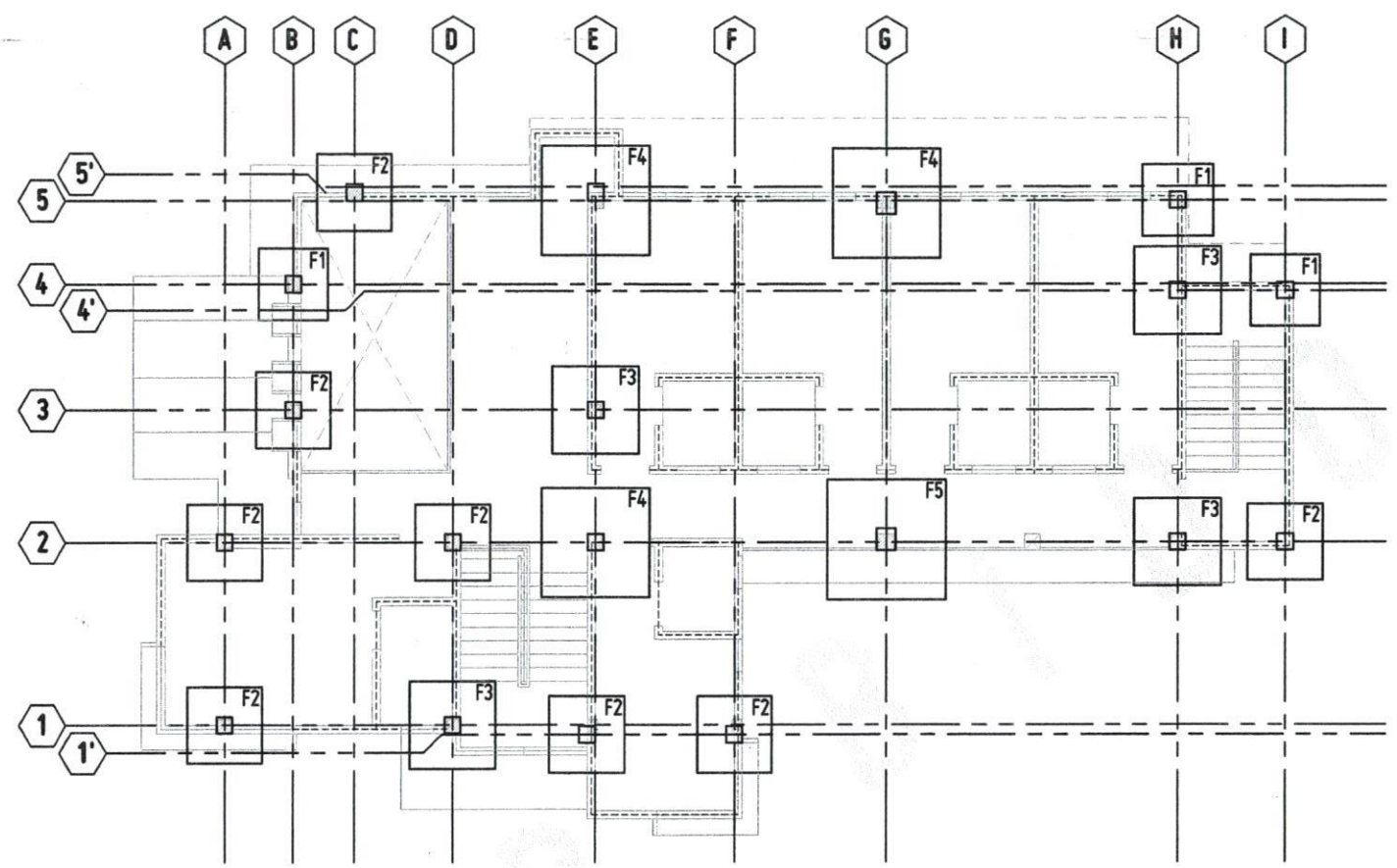
SHEET CONTENTS:
DRAWN BY:
DATE DRAWN:
PNO:

S1

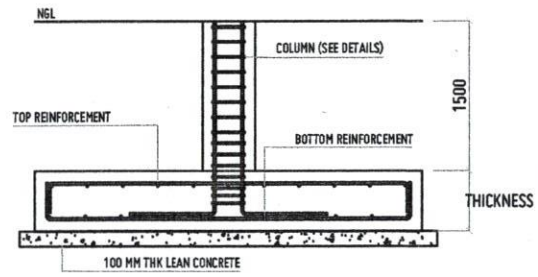
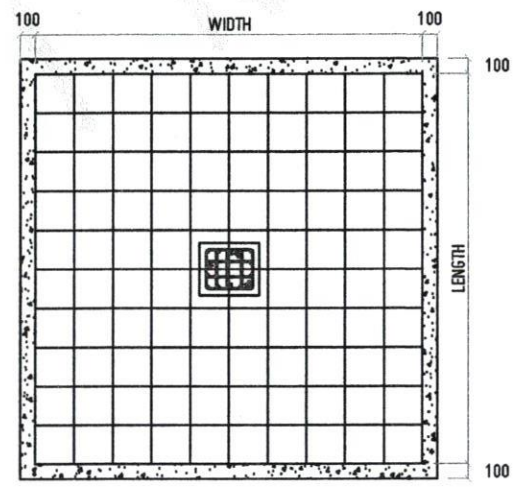
REPUBLIC OF THE PHILIPPINES
 DEPARTMENT OF PUBLIC WORKS & HIGHWAYS
 OFFICE OF THE BUILDING OFFICIAL

CITY OF ORORQUETA
 PROVINCE OF MISAMIS OCCIDENTAL

Approved by:



FOUNDATION LAYOUT
 SCALE 1:100 MTS



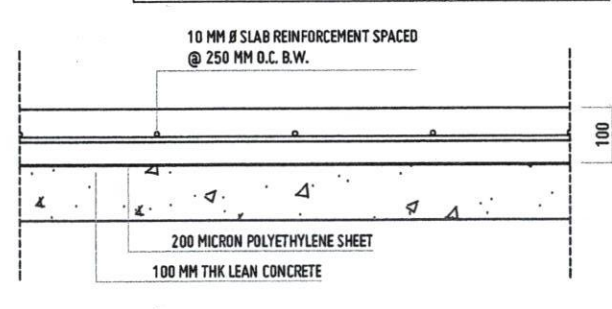
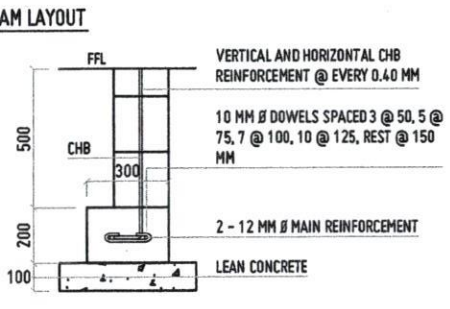
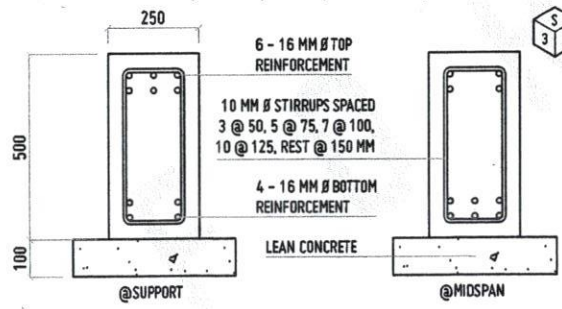
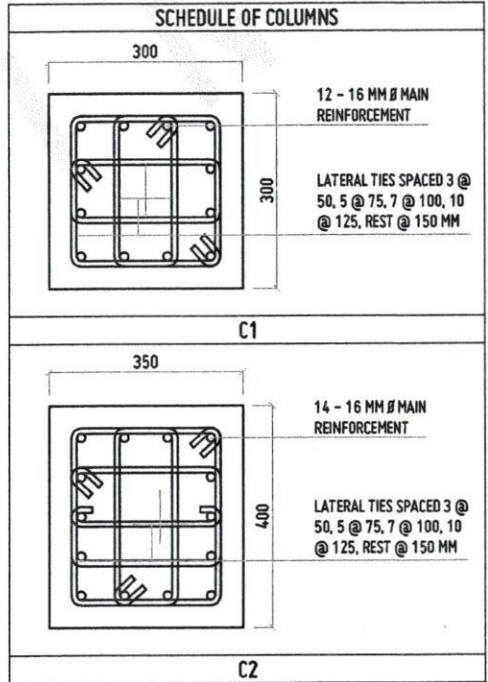
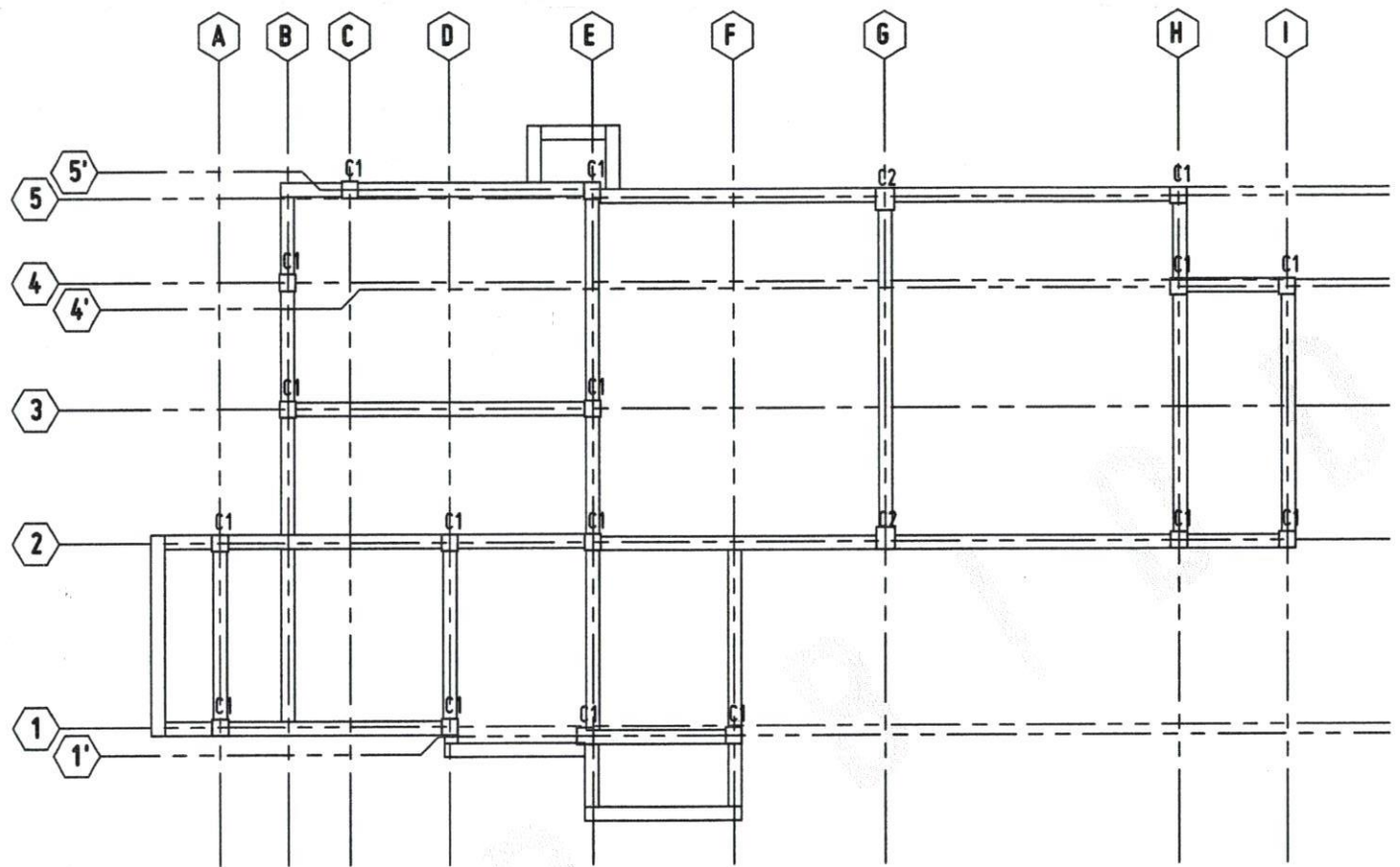
FOUNDATION DETAILS (TYPICAL)
 SCALE 1:30 MTS

DESIGNATION	DIMENSION		THICKNESS	BAR DIAMETER	MAIN REINFORCEMENT			
	LENGTH	WIDTH			BOT X	BOT Y	TOP X	TOP Y
F1	1200	1200	300	Ø 16 MM	6	6	4	4
F2	1400	1400	350	Ø 16 MM	7	7	5	5
F3	1600	1600	350	Ø 16 MM	8	8	6	6
F4	2000	2000	400	Ø 16 MM	9	9	7	7
F5	2200	2200	400	Ø 16 MM	10	10	8	8



REPUBLIC OF THE PHILIPPINES UNIVERSITY OF SCIENCE AND TECHNOLOGY OF SOUTHERN PHILIPPINES CAGAYAN DE ORO CAMPUS INFRASTRUCTURE PLANNING AND FACILITY DEVELOPMENT UNIT CLARA PL. RECTA AVENUE, LAPEL, CAGAYAN DE ORO CITY 9000 TELEPHONE (IN CEBU) 71-40-41 / (DND) 950-1728 / 950-1730 / TEL FAX (DND) 950-4588 WEBSITE: www.ustip.edu.ph		ENGR. ERNESTO CH. QUIJOTE CIVIL/STRUCTURAL ENGINEER	PROJECT PROPOSED 2- STOREY MOCK HOTEL for HOTEL & RESTAURANT MANAGEMENT	RECOMMENDING APPROVAL: AR. FERDINAND A. DUMICE	RECOMMENDING APPROVAL: ATTY. ERWIN B. SUCIO	APPROVED BY: DR. AMBROSIO B. CULTURA II	SHEET CONTENTS:	DRAWN BY: DATE DRAWN: PWT:
LOCATION USTP-ORORQUETA CAMPUS, ORORQUETA, MISAMIS OCCIDENTAL		OWNER UNIVERSITY OF SCIENCE & TECHNOLOGY OF SOUTHERN PHILIPPINES	DATE: FOR INFRASTRUCTURE PLANNING AND FACILITY DEVELOPMENT OFFICE OFFICE OF STRATEGIC & LEGAL AFFAIRS PRESIDENT/USTP SYSTEM					

S2



REPUBLIC OF THE PHILIPPINES
 UNIVERSITY OF SCIENCE AND TECHNOLOGY OF SOUTHERN PHILIPPINES
 CAGAYAN DE ORO CAMPUS
 INFRASTRUCTURE PLANNING AND FACILITY DEVELOPMENT UNIT
 CLAUD R. RECTO AVENUE, LAPAN SA CAGAYAN DE ORO CITY 9000
 TELEPHONE # (0862) 72-46-45 / (086) 805-1708 / 805-1738 / FAX (086) 805-4408
 WEBSITE: www.ustip.edu.ph

ENGR. ERNESTO CH. QUENTE
 CIVIL/STRUCTURAL ENGINEER
 PR. NO. 044498 PFR. NO. 029793
 DATE: 7-01-2023
 T.W. 152-228-243 FAX: 086.805.0027

PROJECT: PROPOSED 2- STOREY MIOK HOTEL for HOTEL & RESTAURANT MANAGEMENT
 LOCATION: USTP-OROQUETA CAMPUS, OROQUETA, MISAMIS OCCIDENTAL
 OWNER: UNIVERSITY OF SCIENCE & TECHNOLOGY OF SOUTHERN PHILIPPINES

RECOMMENDING APPROVAL:
 DR. AMPROSIO B. CULTURA II
 DIRECTOR OF INFRASTRUCTURE PLANNING & FACILITY DEVELOPMENT CENTER

RECOMMENDING APPROVAL:
 ATTY. ERWIN B. BUENO
 VP FOR ADMINISTRATION & LEGAL AFFAIRS

APPROVED BY:
 DR. AMPROSIO B. CULTURA II
 PRESIDENT USTP-15287

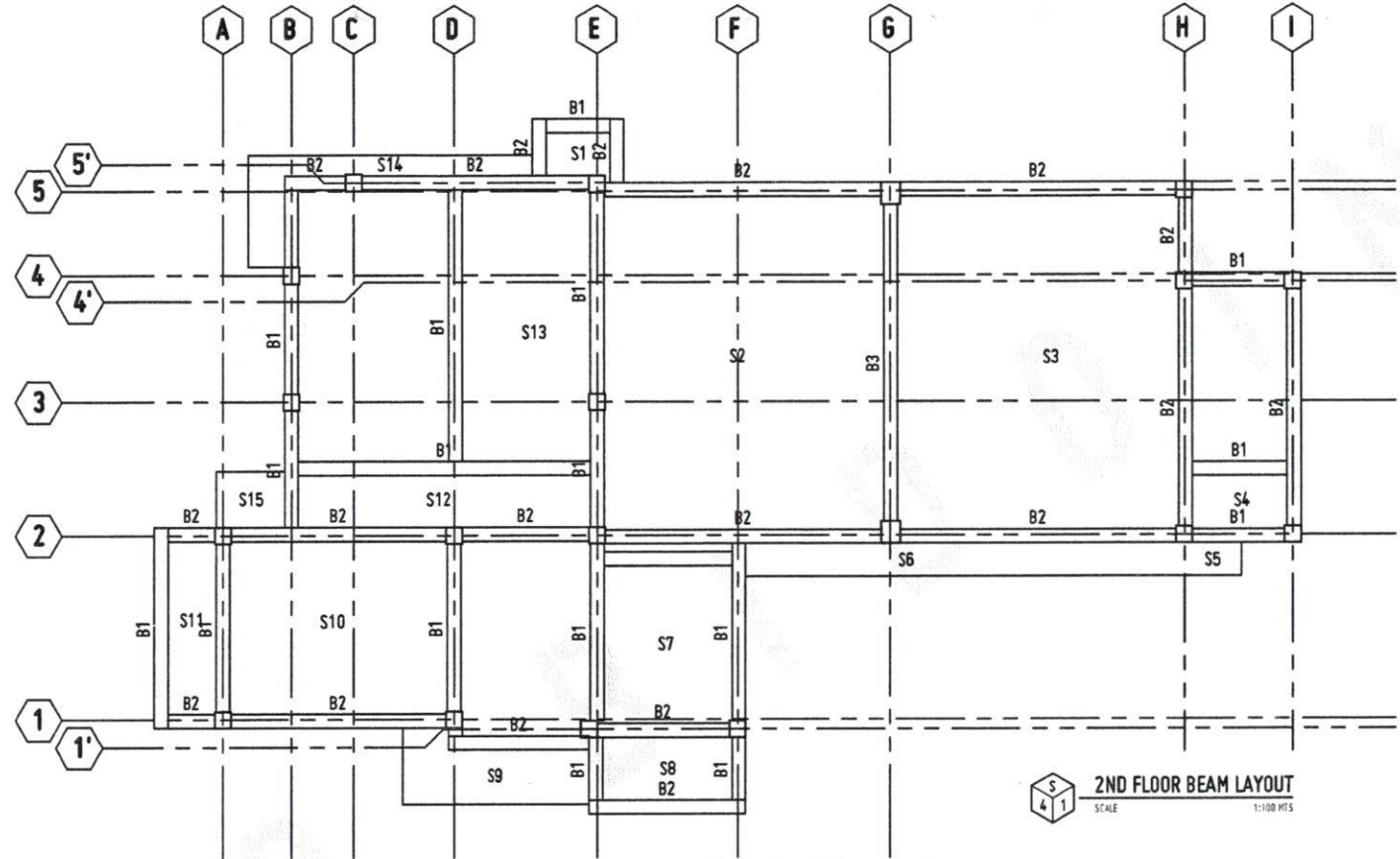
SHEET CONTENTS:
 DATE DRAWN:
 PLO:

S3

REPUBLIC OF THE PHILIPPINES
 DEPARTMENT OF PUBLIC WORKS & HIGHWAYS
 OFFICE OF THE BUILDING OFFICIAL

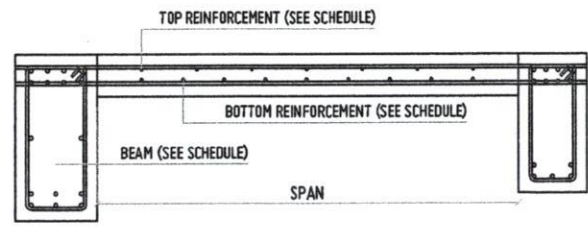
CITY OF OROQUIETA
 PROVINCE OF MISAMIS OCCIDENTAL

Approved by: _____



2D FLOOR BEAM LAYOUT
 SCALE 1:100 HRS

SCHEDULE OF BEAMS DETAIL		
<p>200 400</p> <p>6 - 16 MM # TOP REINFORCEMENT 10 MM # STIRRUPS SPACED 3 @ 50, 5 @ 75, 7 @ 100, 10 @ 125, REST @ 150 MM 4 - 16 MM # BOT REINFORCEMENT</p> <p>@SUPPORT @MIDSPAN</p>	<p>250 500</p> <p>6 - 16 MM # TOP REINFORCEMENT 10 MM # STIRRUPS SPACED 3 @ 50, 5 @ 75, 7 @ 100, 10 @ 125, REST @ 150 MM 5 - 16 MM # BOT REINFORCEMENT</p> <p>@SUPPORT @MIDSPAN</p>	<p>300 550</p> <p>8 - 16 MM # TOP REINFORCEMENT 10 MM # STIRRUPS SPACED 3 @ 50, 5 @ 75, 7 @ 100, 10 @ 125, REST @ 150 MM 6 - 16 MM # BOT REINFORCEMENT</p> <p>@SUPPORT @MIDSPAN</p>
B1	B2	B3



SUSPENDED SLAB
 SCALE 1:10 HRS



REPUBLIC OF THE PHILIPPINES
 UNIVERSITY OF SCIENCE AND TECHNOLOGY OF SOUTHERN PHILIPPINES
 CAGAYAN DE ORO CAMPUS
 INFRASTRUCTURE PLANNING AND FACILITY DEVELOPMENT UNIT
 CLARO R. RECTO AVENUE, LAPANAN CAGAYAN DE ORO CITY 9000
 TELEPHONE # (08822) 71-60-66 / (0881) 958-1738 / 858-1739 | TELE FAX (088) 958-4888
 WEBSITE: www.ustp.edu.ph

ENGR. ERNESTO CH. QUIJUTE
 CIVIL/STRUCTURAL ENGINEER
 PRC NO. 044944 PFR NO. 0000340
 DATE: 1-24-2022
 TWR 152-323-7473 PLACE: EL SALVADOR CITY

PROJECT: PROPOSED 2-STORY MOCK HOTEL for HOTEL & RESTAURANT MANAGEMENT
 LOCATION: USTP-OROQUIETA CAMPUS, OROQUIETA, MISAMIS OCCIDENTAL
 OWNER: UNIVERSITY OF SCIENCE & TECHNOLOGY OF SOUTHERN PHILIPPINES

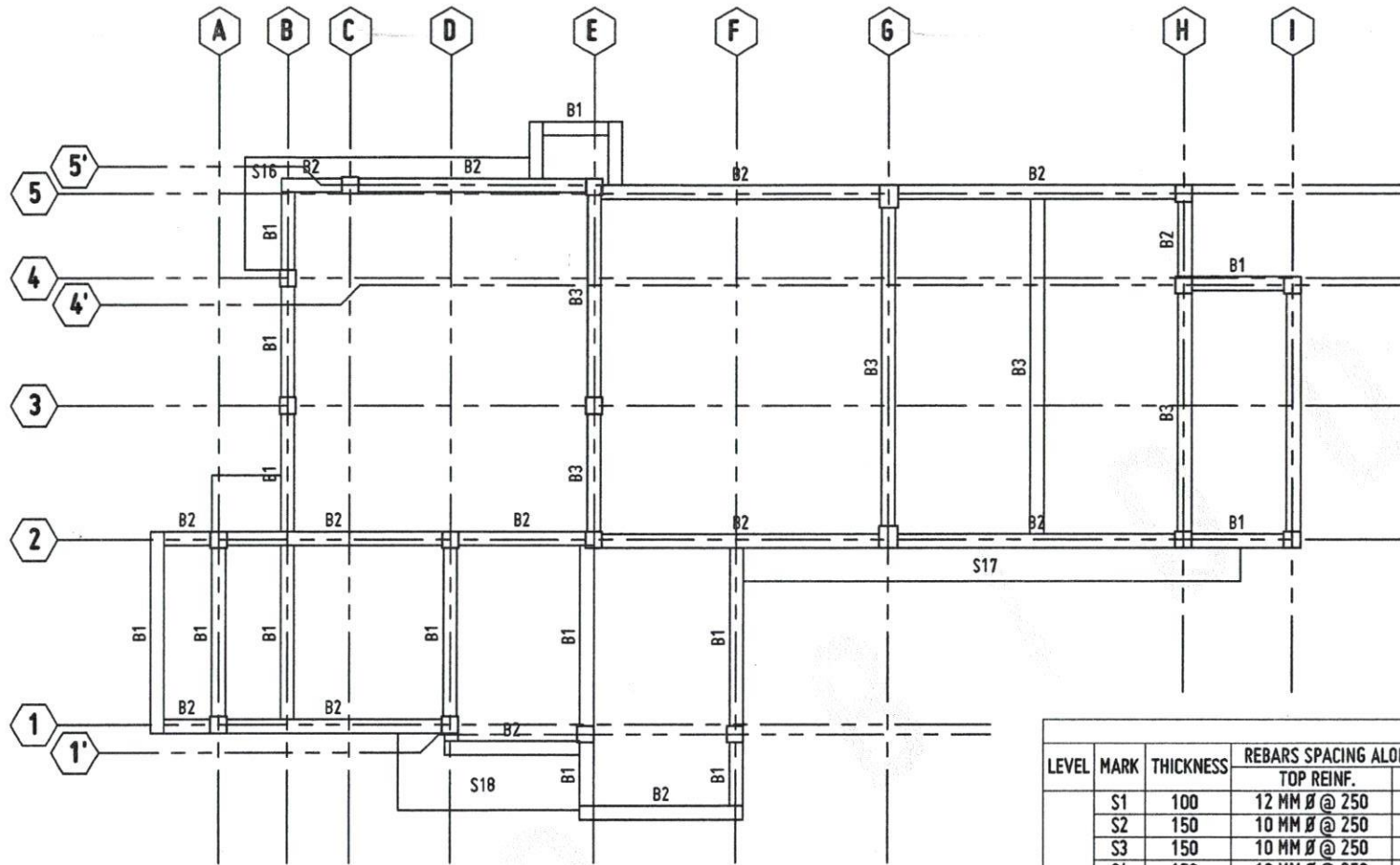
RECOMMENDING APPROVAL:
 DR. FERDINAND B. BUENRA
 DIRECTOR, INFRASTRUCTURE PLANNING AND FACILITY DEVELOPMENT OFFICE

RECOMMENDING APPROVAL:
 ATTY. ERWIN B. BUCIO
 VP FOR ADMINISTRATION & LEGAL AFFAIRS

APPROVED BY:
 DR. ANDREW B. CULTURA II
 PRESIDENT, USTP SYSTEM

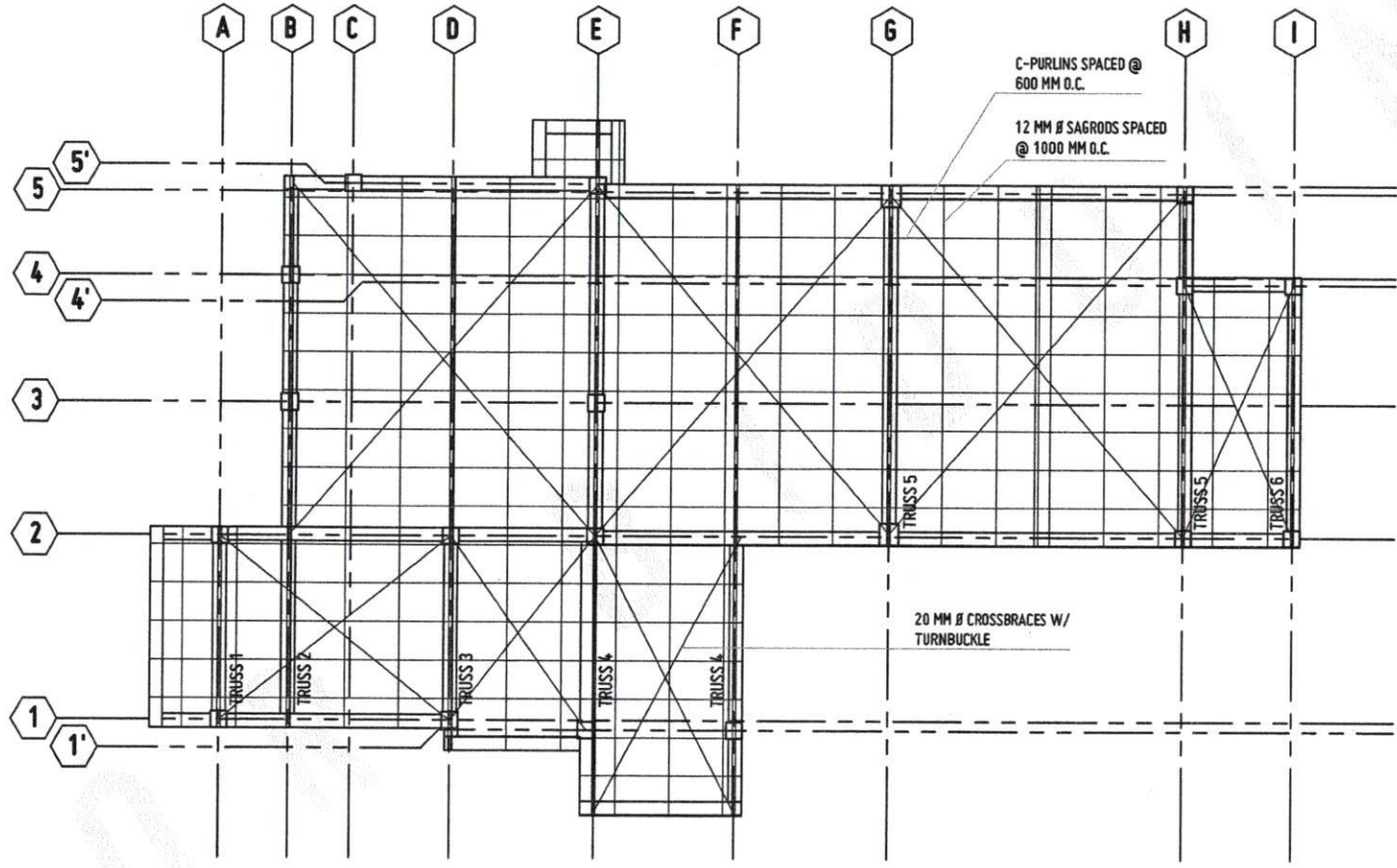
SHEET CONTENTS:
 DRAWN BY:
 DATE DRAWN:
 PRC:

S4



ROOF BEAM LAYOUT
SCALE 1:100/HTS

SCHEDULE OF SLABS							
LEVEL	MARK	THICKNESS	REBARS SPACING ALONG SHORT DIRECTION		REBARS SPACING ALONG LONG DIRECTION		REMARKS
			TOP REINF.	BOT REINF.	TOP REINF.	BOT REINF.	
2ND FLOOR LEVEL	S1	100	12 MM Ø @ 250	10 MM Ø @ 250	12 MM Ø @ 250	10 MM Ø @ 250	CANTI.
	S2	150	10 MM Ø @ 250	12 MM Ø @ 250	10 MM Ø @ 250	12 MM Ø @ 250	TWO-WAY
	S3	150	10 MM Ø @ 250	12 MM Ø @ 250	10 MM Ø @ 250	12 MM Ø @ 250	TWO-WAY
	S4	150	10 MM Ø @ 250	12 MM Ø @ 250	10 MM Ø @ 250	12 MM Ø @ 250	TWO-WAY
	S5	100	12 MM Ø @ 150	10 MM Ø @ 150	12 MM Ø @ 150	10 MM Ø @ 150	CANTI.
	S6	100	12 MM Ø @ 150	10 MM Ø @ 150	12 MM Ø @ 150	10 MM Ø @ 150	CANTI.
	S7	150	10 MM Ø @ 250	12 MM Ø @ 250	10 MM Ø @ 250	12 MM Ø @ 250	TWO-WAY
	S8	150	10 MM Ø @ 250	12 MM Ø @ 250	10 MM Ø @ 250	12 MM Ø @ 250	TWO-WAY
	S9	100	12 MM Ø @ 150	10 MM Ø @ 150	12 MM Ø @ 150	10 MM Ø @ 150	CANTI.
	S10	150	10 MM Ø @ 250	12 MM Ø @ 250	10 MM Ø @ 250	12 MM Ø @ 250	TWO-WAY
	S11	150	10 MM Ø @ 250	12 MM Ø @ 250	10 MM Ø @ 250	12 MM Ø @ 250	TWO-WAY
	S12	150	10 MM Ø @ 250	12 MM Ø @ 250	10 MM Ø @ 250	12 MM Ø @ 250	TWO-WAY
	S13	150	10 MM Ø @ 250	12 MM Ø @ 250	10 MM Ø @ 250	12 MM Ø @ 250	TWO-WAY
	S14	100	12 MM Ø @ 150	10 MM Ø @ 150	12 MM Ø @ 150	10 MM Ø @ 150	CANTI.
	S15	100	12 MM Ø @ 150	10 MM Ø @ 150	12 MM Ø @ 150	10 MM Ø @ 150	CANTI.
ROOF LEVEL	S16	100	12 MM Ø @ 150	10 MM Ø @ 150	12 MM Ø @ 150	10 MM Ø @ 150	CANTI.
	S17	100	12 MM Ø @ 150	10 MM Ø @ 150	12 MM Ø @ 150	10 MM Ø @ 150	CANTI.
	S18	100	12 MM Ø @ 150	10 MM Ø @ 150	12 MM Ø @ 150	10 MM Ø @ 150	CANTI.



ROOF FRAMING LAYOUT
 SCALE 1:100 MTS



REPUBLIC OF THE PHILIPPINES
 UNIVERSITY OF SCIENCE AND TECHNOLOGY OF SOUTHERN PHILIPPINES
 CAGAYAN DE ORO CAMPUS
 INFRASTRUCTURE PLANNING AND FACILITY DEVELOPMENT UNIT
 CLAYTON P. REYES AVENUE, LAPOSA CANTON, OROQUIETA
 TELEPHONE: (086) 22-480-46 / (086) 22-480-1138 / (086) 22-480-1139 | TELEFAX: (086) 22-480-1138
 WEBSITE: www.ustip.edu.ph

ENGR. ERNESTO CH. QUIXOTE
 CIVIL/STRUCTURAL ENGINEER
 REG. NO. 004948
 DATE: 1-24-2022
 TEL: 152-325-1433
 EMAIL: ERQUIXOTE@USTIP.EDU.PH

PROJECT: PROPOSED 2-STORY MOCK HOTEL for HOTEL & RESTAURANT MANAGEMENT
 LOCATION: USTP-OROQUIETA CAMPUS, OROQUIETA, MISAMIS OCCIDENTAL
 OWNER: UNIVERSITY OF SCIENCE & TECHNOLOGY OF SOUTHERN PHILIPPINES

RECOMMENDING APPROVAL:
A.T. PERDINAND A. DUMAPA
 DIRECTOR, INFRASTRUCTURE PLANNING AND FACILITY DEVELOPMENT UNIT

RECOMMENDING APPROVAL:
ATTY. EDWIN B. BUCIB
 OFFICE OF THE BUILDING OFFICIAL

APPROVED BY:
DR. AMBROSIO B. CULTURA II
 PRESIDENT, USTP

SHEET CONTENTS:
 DRAWN BY:
 DATE DRAWN:
 PNC:

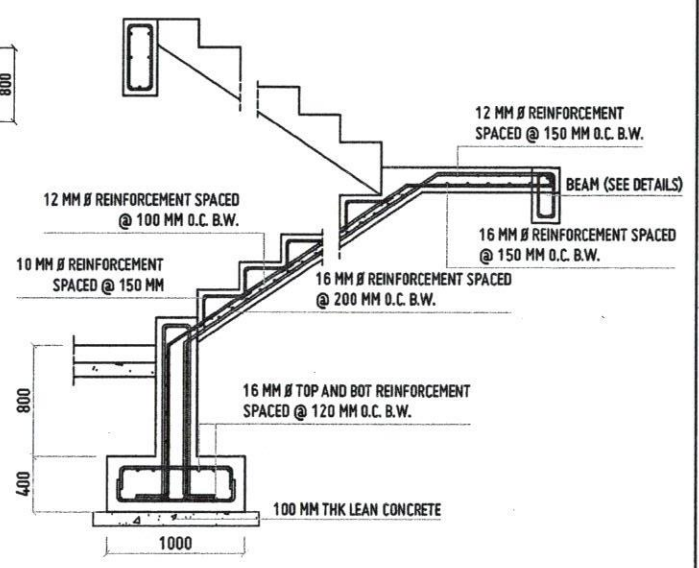
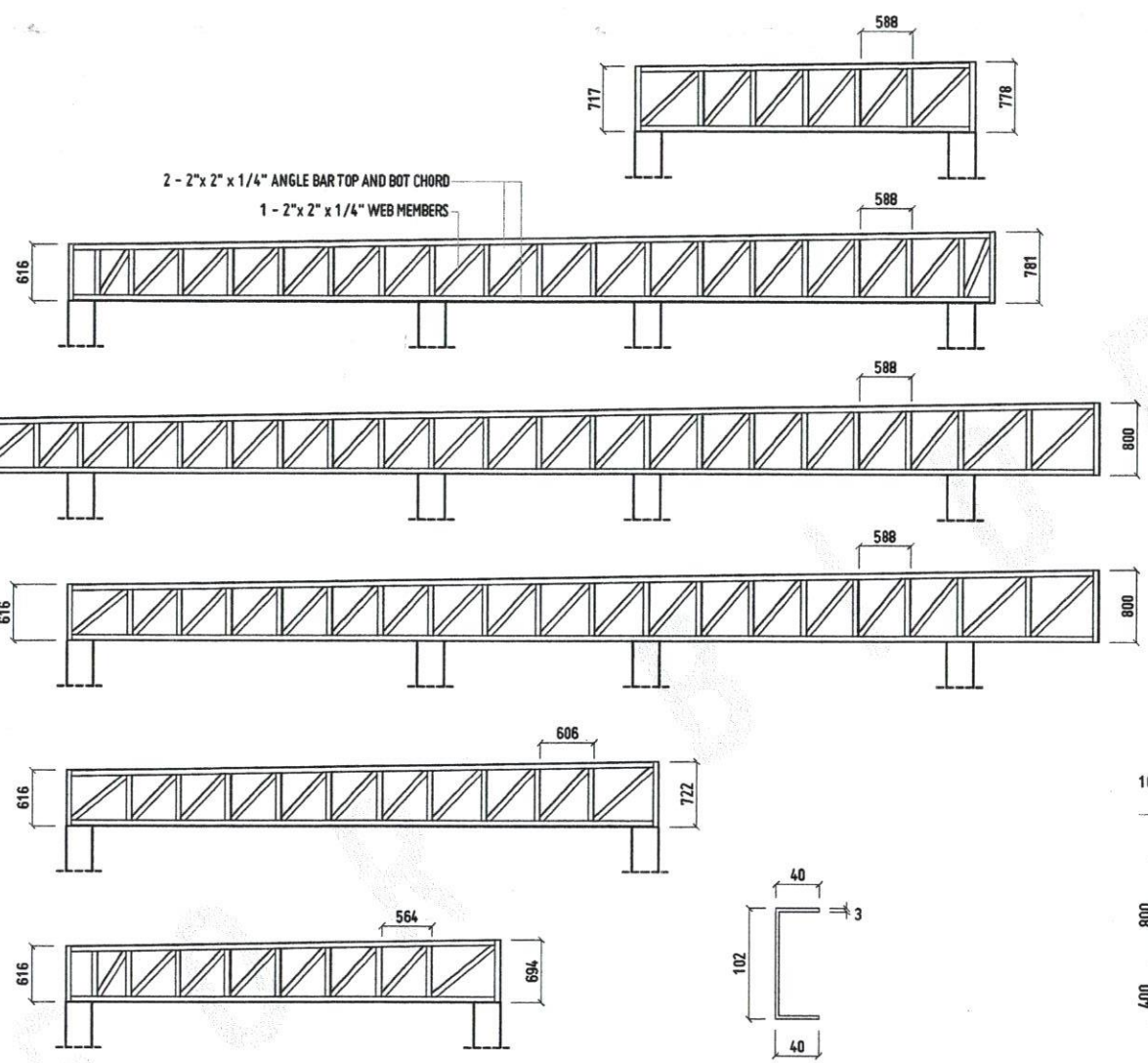
S6

REPUBLIC OF THE PHILIPPINES
 DEPARTMENT OF PUBLIC WORKS & HIGHWAYS
 OFFICE OF THE BUILDING OFFICIAL

CITY OF OROQUIETA
 PROVINCE OF HISAIS OCCIDENTAL

Approved by: _____

TRUSS 1
 TRUSS 2
 TRUSS 3
 TRUSS 4
 TRUSS 5
 TRUSS 6



TRUSS DETAIL
 SCALE 1:80 MTS

PURLIN DETAIL
 SCALE 1:10 MTS

STAIR DETAIL
 SCALE 1:10 MTS



REPUBLIC OF THE PHILIPPINES
 UNIVERSITY OF SCIENCE AND TECHNOLOGY OF SOUTHERN PHILIPPINES
 CAGAYAN DE ORO CAMPUS
 INFRASTRUCTURE PLANNING AND FACILITY DEVELOPMENT UNIT
 CLAUD H. BECETA AVENUE, LAPANASA, CAGAYAN DE ORO CITY 9000
 TELEPHONE # (INNS) 32-46-463 / (LAND) 936-1739 / 936-1739 | TELE FAX (INNS) 936-4499
 WEBSITE: www.ustip.edu.ph

ENGR. ERNESTO CH. QUIJOYE
 CIVIL/STRUCTURAL ENGINEER
 REG. NO. 004-0044 PIR. NO. 0032930
 DATE 1-01-2022
 TM 153-224-7446 PAGE 01 BAKODOROSTY

PROJECT PROPOSED 2- STOREY MIDOX HOTEL for HOTEL & RESTAURANT MANAGEMENT
 LOCATION USTP-OROQUIETA CAMPUS, OROQUIETA, HISAIS OCCIDENTAL
 OWNER UNIVERSITY OF SCIENCE & TECHNOLOGY OF SOUTHERN PHILIPPINES

RECOMMENDING APPROVAL:
 AR. FERDINAND A. ALIBRZA
 DIRECTOR, INFRASTRUCTURE PLANNING & FACILITY DEVELOPMENT OFFICE

RECOMMENDING APPROVAL:
 ATTY. ERWIN B. BUCIO
 VP FOR CONTRACTS & LEGAL AFFAIRS

APPROVED BY:
 DR. AMBRONIO B. CULTURA II
 PRESIDENT, USTP SYSTEM

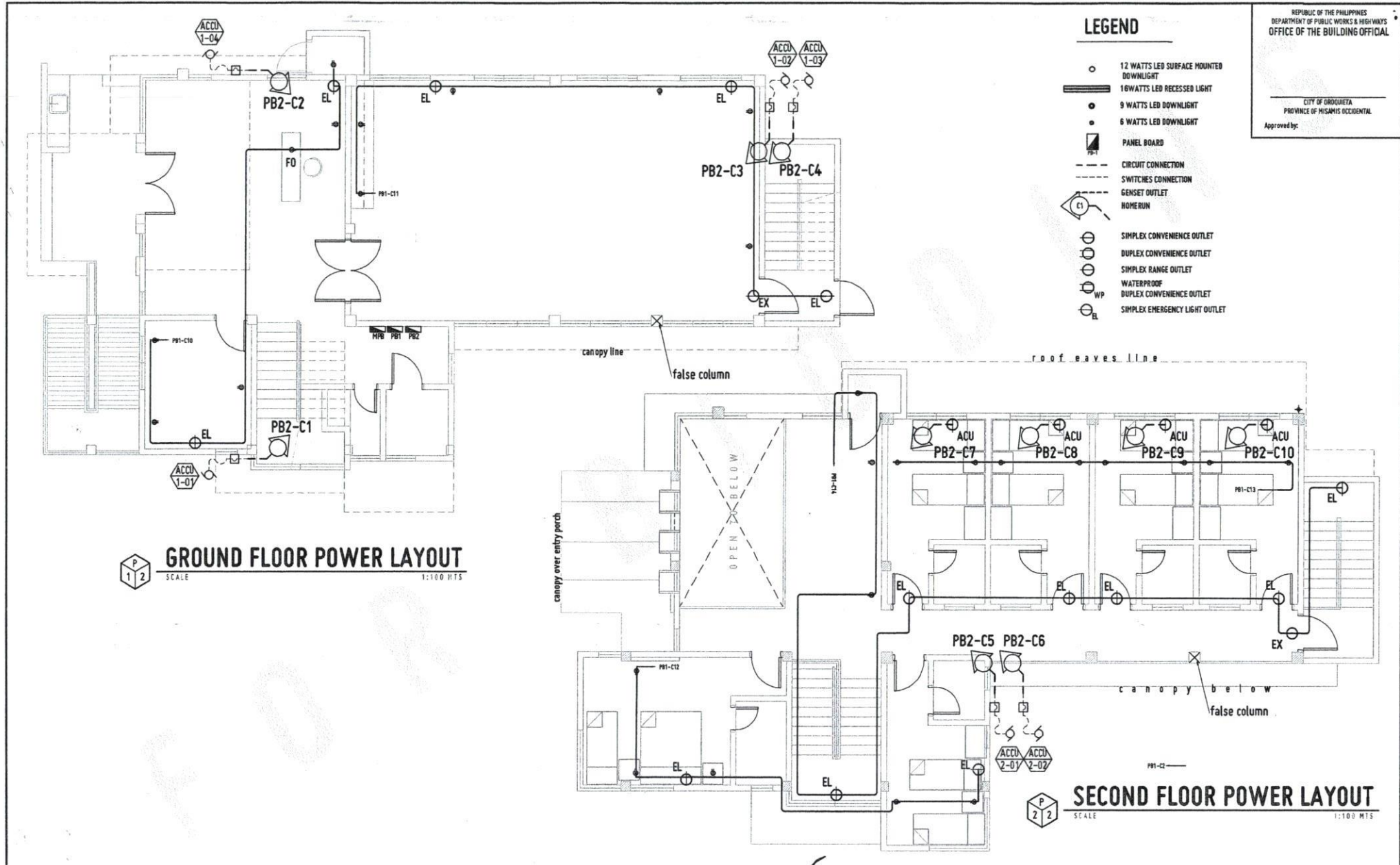
SHEET CONTENTS:
 DATE DRAWING:
 PNO:

S7

CITY OF OROQUETA
PROVINCE OF MISAMIS OCCIDENTAL
Approved by:

LEGEND

- 12 WATTS LED SURFACE MOUNTED DOWNLIGHT
- ▬ 16 WATTS LED RECESSED LIGHT
- 9 WATTS LED DOWNLIGHT
- 6 WATTS LED DOWNLIGHT
- ▭ PANEL BOARD
- CIRCUIT CONNECTION
- - - SWITCHES CONNECTION
- GENSET OUTLET
- HOMERUN
- SIMPLEX CONVENIENCE OUTLET
- DUPLEX CONVENIENCE OUTLET
- SIMPLEX RANGE OUTLET
- WP WATERPROOF
- DUPLEX CONVENIENCE OUTLET
- SIMPLEX EMERGENCY LIGHT OUTLET



GROUND FLOOR POWER LAYOUT
SCALE 1:100 MTS

SECOND FLOOR POWER LAYOUT
SCALE 1:100 MTS



REPUBLIC OF THE PHILIPPINES
UNIVERSITY OF SCIENCE AND TECHNOLOGY OF SOUTHERN PHILIPPINES
CAGAYAN DE ORO CAMPUS
INFRASTRUCTURE PLANNING AND FACILITY DEVELOPMENT UNIT
CLARO P. REYES AVENUE, LAPASAK, CAGAYAN DE ORO CITY 9000
TELEPHONE 8 (08222) 75-60-65 / (086) 956-1738 / 956-1739 | TELE FAX (086) 956-4888
WEBSITE: www.ustip.edu.ph

ELECTRICAL ENGINEER	
PRC NO.	PRF NO.
DATE	PLACE
TK	

PROJ.EXT	PROPOSED 2-STORY MOCK HOTEL for HOTEL & RESTAURANT MANAGEMENT
LOCATION	USTP-OROQUETA CAMPUS, OROQUETA, MISAMIS OCCIDENTAL
OWNER	UNIVERSITY OF SCIENCE & TECHNOLOGY OF SOUTHERN PHILIPPINES

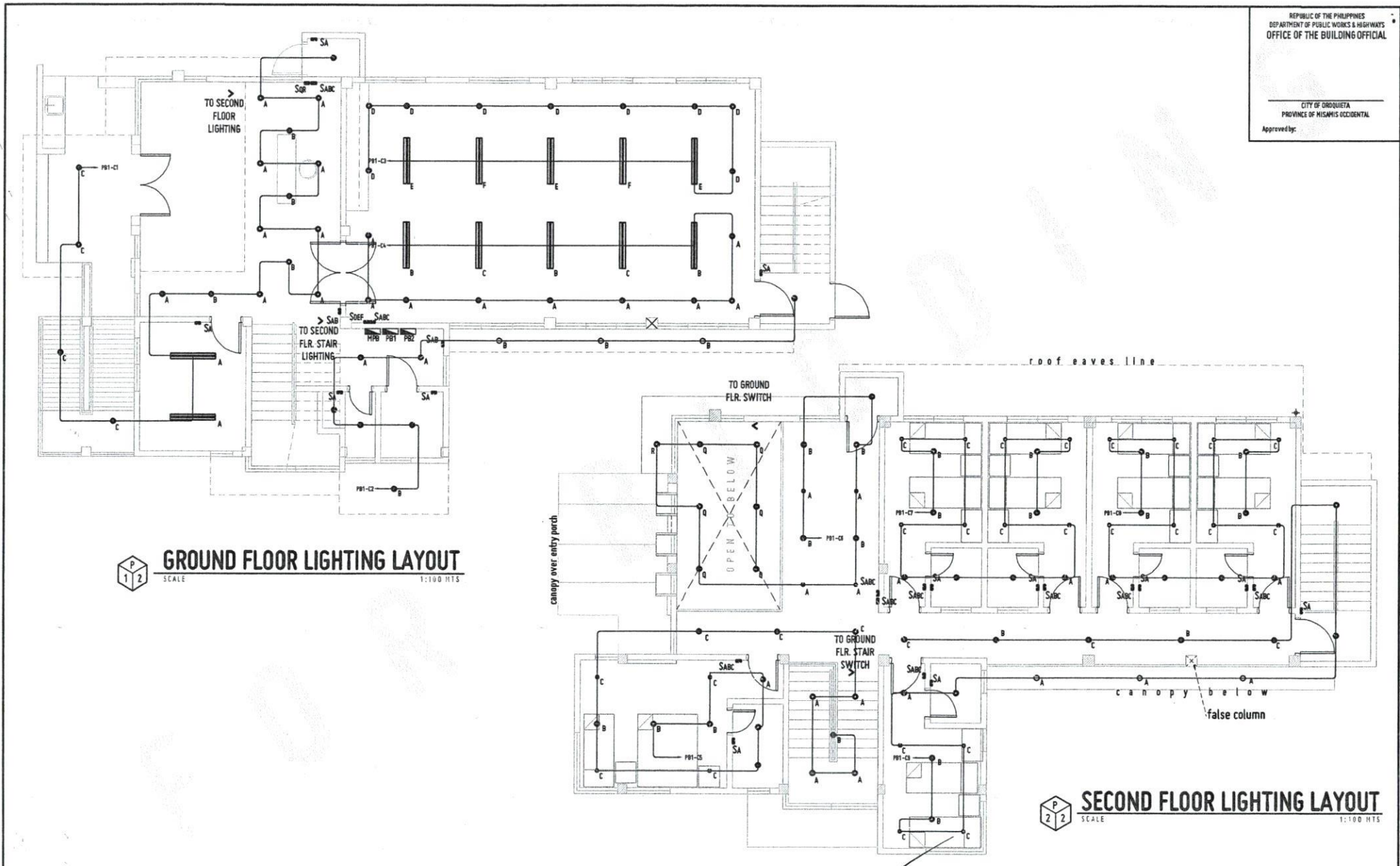
RECOMMENDING APPROVAL:
[Signature]
R. FERDINAND DUMPA
DIRECTOR, INFRASTRUCTURE PLANNING AND FACILITY DEVELOPMENT OFFICE

RECOMMENDING APPROVAL:
[Signature]
ATTY. ERWIN B. BUCIO
UPR FOR CONSTRUCTION & LEGAL AFFAIRS

APPROVED BY:
[Signature]
DR. AMBRONIO B. CULTURA II
DIRECTOR, USTP SYSTEMS

SHEET CONTENTS:	DRAWN BY:
	DATE DRAWN:
	PRC:

E1



GROUND FLOOR LIGHTING LAYOUT
SCALE 1:100 HTS

SECOND FLOOR LIGHTING LAYOUT
SCALE 1:100 HTS



REPUBLIC OF THE PHILIPPINES
UNIVERSITY OF SCIENCE AND TECHNOLOGY OF SOUTHERN PHILIPPINES
CASATAN OF ORO CAMPUS
INFRASTRUCTURE PLANNING AND FACILITY DEVELOPMENT UNIT
CLARO M. RECTO AVENUE, LAPASAN, CASATAN OF ORO CITY 9000
TELEPHONE # (09022) 72-60-60 / (090) 858-1729 / 858-1739 | TELE FAX (090) 858-4888
WEBSITE: www.ustip.edu.ph

ELECTRICAL ENGINEER		PROJECT
PNC NO.	PPER NO.	LOCATION
DATE	DATE	OWNER
PLACE		

PROPOSED 2- STOREY MOCK HOTEL for HOTEL & RESTAURANT MANAGEMENT
USTP-OROQUETA CAMPUS, OROQUETA, MISAMIS OCCIDENTAL
UNIVERSITY OF SCIENCE & TECHNOLOGY OF SOUTHERN PHILIPPINES

RECOMMENDING APPROVAL:
AR. FERDINAND DUMPA
DIRECTOR, DIVISION OF PLANNING AND FACILITY DEVELOPMENT

RECOMMENDING APPROVAL:
ATTY. ERWIN B. BUGO
VP FOR POLITICAL, TRAINING & LEGAL AFFAIRS

APPROVED BY:
DR. AMBROSIO B. CULTURA II
PRESIDENT, USTIP SYSTEM

SHEET CONTENTS:	DRAWN BY:
	DATE DRAWN:
	PNC:

E2

PROJECT PROPOSED TWO STOREY USTP MOCK HOTEL BUILDING
 ADDRESS USTP- OROQUETA CAMPUS CAMPUS, OROQUETA, MISAMIS OCCIDENTAL

DATE: 12-Jul-22
 FEEDER:

THHN/TRWN		CONDUIT	
N	Y	X	6
1	38	9	40
			PVC

PANEL P81

LOCATION		GROUND FLOOR		VOLT: 220		PHASE: 2		AF 125		KVAIC 12		FEEDER/CIRCUIT WIRES (SUMM)			
BRANCH	KVAIC	10	10	2P	125	AT	125	12	NO. OF SETS	THHN/TRWN	CONDUIT	1φ	AMPS		
CKT No.	CB POLES	CB TRIP	AF	LOAD DESCRIPTION	KW				N	Y	X	6	φ	TYPE	
1	2	30	60	P81-C1 LIGHTING OUTLET GF	0.8							3.5	3.5	20	PVC
				2- 16 Watts LED Fluorescent Light	0.08										
				18- 9 Watts LED Downlight	0.72										
2	2	30	60	P81-C2 LIGHTING OUTLET SF	0.4							3.5	3.5	20	PVC
				6- 9 Watts LED Downlight	0.54										
				4- 12 Watts LED Surface Mounted Downlight	0.16										
3	2	30	60	P81-C3 LIGHTING OUTLET GF	0.96							3.5	3.5	20	PVC
				5- 16 Watts LED Fluorescent Light	0.2										
				9- 9 Watts LED Downlight	0.58										
4	2	30	60	P81-C4 LIGHTING OUTLET GF	0.96							3.5	3.5	20	PVC
				5- 16 Watts LED Fluorescent Light	0.2										
				9- 9 Watts LED Downlight	0.58										
5	2	30	60	P81-C5 LIGHTING OUTLET SF	0.78							3.5	3.5	20	PVC
				15- 9 Watts LED Downlight	0.6										
				4- 6 Watts LED Downlight	0.16										
6	2	30	60	P81-C6 LIGHTING OUTLET SF	0.6							3.5	3.5	20	PVC
				11- 9 Watts LED Downlight	0.44										
				4- 6 Watts LED Downlight	0.16										
7	2	30	60	P81-C7 LIGHTING OUTLET SF	0.84							3.5	3.5	20	PVC
				8- 9 Watts LED Downlight	0.32										
				8- 6 Watts LED Downlight	0.32										
8	2	30	60	P81-C8 LIGHTING OUTLET SF	0.84							3.5	3.5	20	PVC
				8- 9 Watts LED Downlight	0.32										
				8- 6 Watts LED Downlight	0.32										
9	2	30	60	P81-C9 LIGHTING OUTLET SF	0.72							3.5	3.5	20	PVC
				11- 9 Watts LED Downlight	0.44										
				4- 6 Watts LED Downlight	0.16										
				3- 12 Watts LED Surface Mounted Downlight	0.12										
10	2	30	60	P81-C10 CONVENIENCE OUTLET GF	2.52							3.5	3.5	20	PVC
				6- Duplex Universal Convenience Outlet -	2.16										
				2- Simplex Universal Convenience Outlet -	0.28										
11	2	30	60	P81-C11 CONVENIENCE OUTLET GF	2.88							3.5	3.5	20	PVC
				6- Duplex Universal Convenience Outlet -	2.16										
				4- Simplex Universal Convenience Outlet -	0.72										
12	2	30	60	P81-C12 CONVENIENCE OUTLET SF	3.6							3.5	3.5	20	PVC
				5- Duplex Universal Convenience Outlet -	3.24										
				3- Simplex Universal Convenience Outlet -	0.36										
13	2	30	60	P81-C13 CONVENIENCE OUTLET SF	2.88							3.5	3.5	20	PVC
				8- Duplex Universal Convenience Outlet -	2.58										
14	2	30	60	P81-C12 CONVENIENCE OUTLET SF	2.34							3.5	3.5	20	PVC
				3- Duplex Universal Convenience Outlet -	1.08										
				7- Simplex Universal Convenience Outlet -	1.26										
15	2	30	60	P81-C11	0							3.5	3.5	20	PVC
				SPARE	0										
16	2	30	60	P81-C12	0							3.5	3.5	20	PVC
				SPARE	0										
				TOTAL	19.9										79.82

DESIGN ANALYSIS

AVE P.F.	KW	DEMAND FACTOR	DEMAND KW	POWER FACTOR	DEMAND AMPS	% SPARE AMPS	TOTAL AMPERES
0.73							
BIGGEST MOTOR	0	0	0	0	0	0	0
LIGHTS	5.60	0.8	4.54	1	20.65	25.00	25.82
C.O.	14.22	0.7	9.95	0.8	55.56	25.00	70.70
WATER HEATER	0	0	0	0	0	0	0
RANGE	0	0	0	0	0	0	0
CLOTHES DRYER	0	0	0	0	0	0	0
WASH MACHINE	0	0	0	0	0	0	0
AIRCON	0	0.7	0.00	0.8	3.00	25.00	0.00
MOTOR(CONT)	0	0	0	0	0	0	0
MOTOR(NON-CONT)	0	0	0	0	0	0	0
OTHERS 1	0	0	0	0	0	0	0
OTHERS 2	0	0	0	0	0	0	0
OTHERS 3	0	0	0	0	0	0	0
TOTAL	19.9	0.72	14.50		77.21		95.51

PROJECT PROPOSED TWO STOREY USTP MOCK HOTEL BUILDING
 ADDRESS USTP- OROQUETA CAMPUS CAMPUS, OROQUETA, MISAMIS OCCIDENTAL

DATE: 06-Jul-22
 FEEDER:

THHN/TRWN		CONDUIT	
N	Y	X	6
1	38	8	40
			PVC

PANEL P82

LOCATION		GROUND FLOOR		VOLT: 220		PHASE: 2		AF 150		KVAIC 18		FEEDER/CIRCUIT WIRES (SUMM)			
BRANCH	KVAIC	10	10	2P	150	AT	125	18	NO. OF SETS	THHN/TRWN	CONDUIT	1φ	AMPS		
CKT No.	CB POLES	CB TRIP	AF	LOAD DESCRIPTION	KW				N	Y	X	6	φ	TYPE	
1	2	30	60	P82-C1 ACCU OUTLET GF	1							3.5	3.5	20	PVC
				ACCU-1	1										
2	2	30	60	P82-C2 ACCU OUTLET GF	1							3.5	3.5	20	PVC
				ACCU-1	1										
3	2	30	60	P82-C3 ACCU OUTLET GF	2							3.5	3.5	20	PVC
				ACCU-1	2										
4	2	30	60	P82-C4 ACCU OUTLET GF	2							3.5	3.5	20	PVC
				ACCU-1	2										
5	2	30	60	P82-C5 ACCU OUTLET SF	2							3.5	3.5	20	PVC
				ACCU-1	2										
6	2	30	60	P82-C6 POWER OUTLET SF	1							3.5	3.5	20	PVC
				ACCU-1	1										
7	2	30	60	P82-C7 POWER OUTLET SF	1							3.5	3.5	20	PVC
				ACCU-1	1										
8	2	30	60	P82-C8 POWER OUTLET SF	1							3.5	3.5	20	PVC
				ACCU-1	1										
9	2	30	60	P82-C9 POWER OUTLET SF	1							3.5	3.5	20	PVC
				ACCU-1	1										
10	2	30	60	P82-C10 POWER OUTLET SF	1							3.5	3.5	20	PVC
				ACCU-1	1										
11	2	63	250	P82-C11	5							3.5	3.5	20	PVC
				PUMP	5										
12	2	30	60	P81-C12 POWER OUTLET SF	0							3.5	3.5	20	PVC
				SPARE	0										
13	2	30	60	P81-C13 POWER OUTLET SF	0							3.5	3.5	20	PVC
				SPARE	0										
14	2	30	60	P81-C14 POWER OUTLET SF	0							3.5	3.5	20	PVC
				SPARE	0										
				TOTAL	18										22.73

DESIGN ANALYSIS

AVE P.F.	KW	DEMAND FACTOR	DEMAND KW	POWER FACTOR	DEMAND AMPS	% SPARE AMPS	TOTAL AMPERES
0.78							
BIGGEST MOTOR	0	0	0	0	0	0	0
LIGHTS	0	0.2	0.00	1	0.00	25.00	0.00
C.O.	0	0.7	0.00	0.8	0.00	25.00	0.00
WATER HEATER	0	0	0	0	0	0	0
RANGE	0	0	0	0	0	0	0
CLOTHES DRYER	0	0	0	0	0	0	0
WASH MACHINE	0	0	0	0	0	0	0
AIRCON	13	0.7	9.10	0.8	51.70	25.00	64.63
MOTOR(CONT)	5	1	5	0.8	26.41	22.72	35.51
MOTOR(NON-CONT)	0	0	0	0	0	0	0
OTHERS 1	0	0	0	0	0	0	0
OTHERS 2	0	0	0	0	0	0	0
OTHERS 3	0	0	0	0	0	0	0
TOTAL	18	0.78	14.10		30.11		100.14



REPUBLIC OF THE PHILIPPINES
 UNIVERSITY OF SCIENCE AND TECHNOLOGY OF SOUTHERN PHILIPPINES
 INFRASTRUCTURE PLANNING AND FACILITY DEVELOPMENT UNIT
 CLAUD P. RECTO AVENUE, LAPAN CAGAYAN DE ORO CITY 9000
 TELEPHONE: 092022-71-80-85 / 0920 908-1139 / 0920-1139 | FAX: 0920 908-4888
 WEBSITE: www.ustp.edu.ph

ELECTRICAL ENGINEER	
PR NO.	

PROJECT: PROPOSED TWO STOREY USTP MOCK HOTEL BUILDING
 ADDRESS: USTP - OROQUETA CAMPUS, OROQUETA, HISAMIS OCCIDENTAL

DATE: 06-JUL-22
 FEEDER: 2

NO. OF SETS	THHN/THWN				CONDUIT
	N	Y	X	G	
2		100		22	Cable Ladder

PANEL: MCB

LOCATION: GROUND FLOOR
 BRANCH KAIC: 2

VOLT: 220
 PHASE: 3
 MAINS: 250 AT

CKT No.	CB POLES	CB TRIP	AF	LOAD DESCRIPTION	KW	AF	KAIC	NO. OF SETS	THHN/THWN				CONDUIT
									N	Y	X	G	
1	3	30	60	PB1 (LIGHTING, POWER)	19.9	250	22	1					
2	3	63	250	PB2 (ACU)	18			1		38	6	40	PVC
3	3		60	SPACE									
4	3		60	SPACE									
TOTAL					37.90								

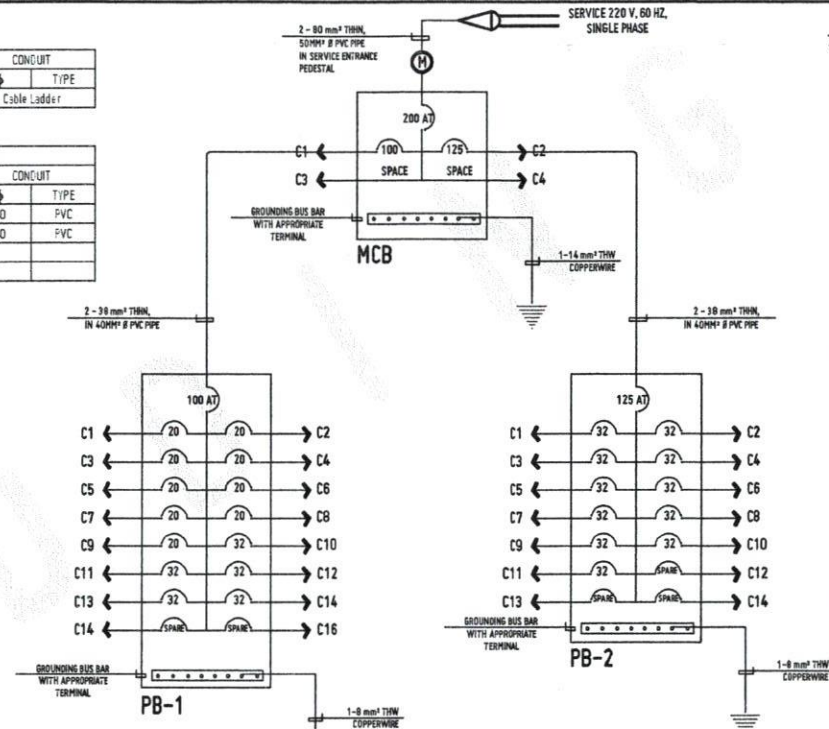
DESIGN ANALYSIS

AVE P.F.	KW	DEMAND FACTOR	DEMAND KW	POWER FACTOR	DEMAND AMPS	% SPARE AMPS	TOTAL AMPERES
0.79							
BIGGEST MOTOR	0	0	0	0	0	0	0
LIGHTS	5.68	0.80	4.54	1	20.95	25	25.82
C.O.	14.22	0.70	9.95	0.85	56.56	25	70.70
HEATING MACHINE	0	0	0	0	0	0	0
RANGE	0	0	0	0	0	0	0
CLOTHES DRYER	0	0	0	0	0	0	0
WASH MACHINE	0	0	0	0	0	0	0
AIRCON	13.00	0.80	10.40	0.85	51.70	25	64.63
MOTOR (CONT.)	5.00	1.00	5.00	0.85	28.41	25	35.51
MOTOR (NON-CONT.)	0.00	0.80	0.00	0.85	0.00	25	0.00
OTHERS 1	0	0	0	0	0	0	0
OTHERS 2	0	0	0	0	0	0	0
OTHERS 3	0	0	0	0	0	0	0
TOTAL	37.90	0.79	29.90		157.33		196.66

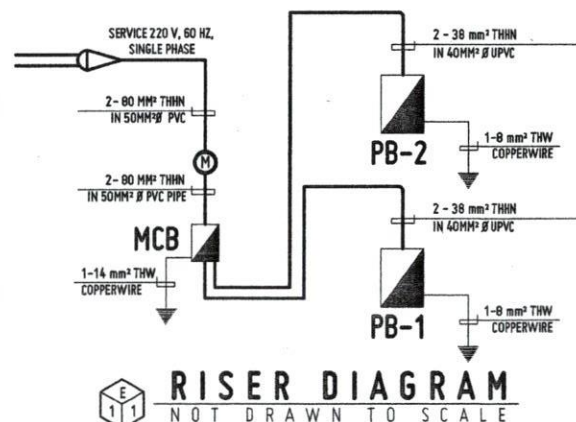
THHN/THWN CODE AND CONDUIT SIZE

PHASE WIRE SQMM (AWG)	AMPS	GROUND WIRE SQMM (AWG)	2-WIRE + GROUND uPVC		3-WIRE + GROUND uPVC		4-WIRE + GROUND uPVC		2-WIRE + GROUND METAL		3-WIRE + GROUND METAL		4-WIRE + GROUND METAL	
			CODE	SIZE mm φ	CODE	SIZE mm φ	CODE	SIZE mm φ	CODE	SIZE mm φ	CODE	SIZE mm φ	CODE	SIZE mm φ
3.5(#12)	25	3.5(#12)	XGP3.5	20	YGP3.5	20	NYGP3.5	20	XGM3.5	15	YGM3.5	15	NYGM3.5	15
5.5(#10)	30	5.5(#10)	XGP5.5	20	YGP5.5	32	NYGP5.5	32	XGM5.5	15	YGM5.5	20	NYGM5.5	20
8.0(#8)	40	5.5(#10)	XGP8.0	25	YGP8.0	32	NYGP8.0	32	XGM8.0	20	YGM8.0	25	NYGM8.0	25
14(#6)	55	5.5(#10)	XGP14	32	YGP14	32	NYGP14	32	XGM14	25	YGM14	25	NYGM14	32
22(#4)	70	8.0(#8)	XGP22	32	YGP22	40	NYGP22	50	XGM22	25	YGM22	32	NYGM22	40
30(#2)	90	8.0(#8)	XGP30	40	YGP30	50	NYGP30	50	XGM30	32	YGM30	40	NYGM30	40
38(#1)	100/125	8.0(#8)	XGP38	40	YGP38	50	NYGP38	63	XGM38	32	YGM38	40	NYGM38	50
50(#1/0)	145	14(#6)	XGP50	50	YGP50	63	NYGP50	63	XGM50	40	YGM50	50	NYGM50	50
60(#2/0)	160	14(#6)	XGP60	50	YGP60	63	NYGP60	63	XGM60	40	YGM60	50	NYGM60	50
80(#3/0)	195	14(#6)	XGP80	50	YGP80	63	NYGP80	63	XGM80	40	YGM80	50	NYGM80	50
100(#4/0)	220	22(#4)	XGP100	63	YGP100	63	NYGP100	75	XGM100	50	YGM100	50	NYGM100	65
125(250)	255	22(#4)	XGP125	63	YGP125	75	NYGP125	90	XGM125	50	YGM125	65	NYGM125	65
150(300)	280	22(#4)	XGP150	63	YGP150	75	NYGP150	90	XGM150	50	YGM150	65	NYGM150	80
200(400)	330	30(#2)	XGP200	75	YGP200	90	NYGP200	90	XGM200	65	YGM200	80	NYGM200	80
250(500)	375	30(#2)	XGP250	90	YGP250	90	NYGP250	100	XGM250	80	YGM250	80	NYGM250	90
400(800)	485	30(#2)	XGP400	100	YGP400	110	NYGP400	5"	XGM400	80	YGM400	90	NYGM400	100
500(1000)	450	38(#1)	XGP500	110	YGP500	5"	NYGP500	5"	XGM500	90	YGM500	100	NYGM500	-

NOTES:
 X - TWO WIRES (L-R OR L-N), THHN/THWN
 Y - THREE WIRES (THREE PHASE), THHN/THWN
 N - NEUTRAL WIRE, SAME SIZE AS PHASE WIRE OR AS NOTED IN THE PANEL SCHEDULE
 G - GROUND WIRE, REFER SIZE TO PEC FOR PARALLEL RUNS
 M - METAL CONDUIT, IMC, RSC OR ENT
 P - uPVC CONDUIT



SCHEMATIC DIAGRAM
 NOT DRAWN TO SCALE



RISER DIAGRAM
 NOT DRAWN TO SCALE



REPUBLIC OF THE PHILIPPINES
 UNIVERSITY OF SCIENCE AND TECHNOLOGY OF SOUTHERN PHILIPPINES
 CAGAYAN DE ORO CAMPUS
 INFRASTRUCTURE PLANNING AND FACILITY DEVELOPMENT UNIT
 CLARE M. RECTO AVENUE, LAPASAN, CAGAYAN DE ORO CITY 9000
 TELEPHONE: (088) 222-72-88-89 / (088) 854-1738 / (088-1738) FAX: (088) 858-8888
 WEBSITE: www.ustip.edu.ph

ELECTRICAL ENGINEER
 PRE. NO. PFR. NO. DATE: PLACE:

PROJECT: PROPOSED 2-STOREY MOCK HOTEL for HOTEL & RESTAURANT MANAGEMENT
 LOCATION: USTP-OROQUETA CAMPUS, OROQUETA, HISAMIS OCCIDENTAL
 OWNER: UNIVERSITY OF SCIENCE & TECHNOLOGY OF SOUTHERN PHILIPPINES

RECOMMENDING APPROVAL:
 AR. FERDINAND B. BUNYUE
 DIRECTOR, INFRASTRUCTURE PLANNING & FACILITY DEVELOPMENT

RECOMMENDING APPROVAL:
 ATTY. ERWIN B. BUCHE
 I-P PDP (CONTRACTS) & LEGAL AFFAIRS

APPROVED BY:
 DR. AMBRONIO B. CULTURA II
 PRESIDENT (CITY SYSTEM)

SHEET CONTENTS:
 DATE DRAWN:
 PNC:

DRWN BY:
 DATE DRAWN:
 PNC:
E4

GENERAL NOTES :

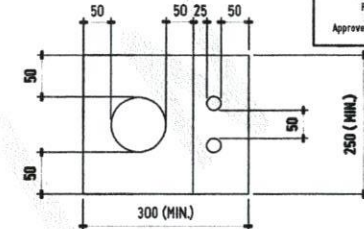
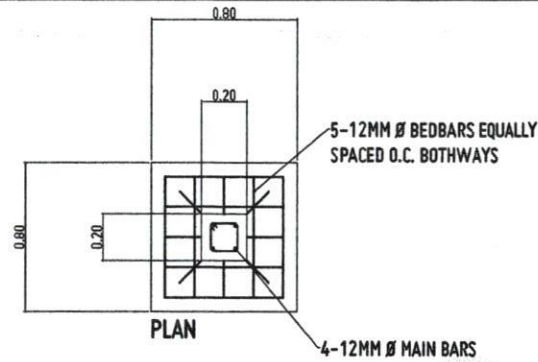
- ALL WORKS SHALL COMPLY WITH THE PROVISIONS OF THE LATEST EDITION OF THE PHILIPPINE ELECTRICAL CODE, THE RULES & REGULATIONS OF THE NATIONAL AND LOCAL AUTHORITY CONCERNED IN THE ENFORCEMENT OF ELECTRICAL LAWS AND ORDINANCES AND THE REGULATIONS OF THE UTILITY COMPANY CONCERNED.
- POWER SERVICE TO THE BUILDING SHALL BE 230 VOLTS 3 PHASE 3 WIRE & GROUND.
- SMALLEST CONDUCTOR FOR POWER AND LIGHTING SHALL BE 3.5mm² THHN AND SMALLEST RACEWAY SHALL BE 15mm DIA. TRADE SIZE. CONDUCTOR SHALL BE TYPE THHN EXCEPT AS OTHERWISE REQUIRED BY THE DRAWING AND INSULATED FOR 600 VOLTS.
- GROUNDING WIRE SHALL BE PROVIDED TO ALL EQUIPMENTS, OUTLETS AND LIGHTING CIRCUITS AND ALL NON-CURRENT CARRYING METAL PARTS.
- MATERIALS AND EQUIPMENT TO BE USED SHALL BE NEW AND OF APPROVED TYPE FOR BOTH LOCATION AND PURPOSE INTENDED, SUBMIT SAMPLES OF MATERIALS TO THE ARCHITECT/DESIGN ENGINEER FOR APPROVAL PRIOR TO INSTALLATION.
- NO BRANCH CKT. SHALL HAVE A LOAD OF MORE THAN 80% OF ITS RATING
- CIRCUIT BREAKERS SHALL BE BOLT ON TYPE. USE ONLY ONE BRAND ALL THROUGHOUT.
- MOUNTING HEIGHT SHALL BE AS FOLLOWS:
 - LIGHT CONTROL SWITCH - 1.52 ABOVE FINISHED FLOOR
 - CONVENIENCE OUTLET - 0.30 ABOVE FINISHED FLOOR
 - SPECIAL PURPOSE OUTLET - 0.30 ABOVE FINISHED FLOOR OR AS REQUIRED BY THE ARCHITECT
 - PANEL BOARDS, FIRE ALARM-PANEL 1.80 FROM TOP OF PANEL TO FINISHED FLOOR
- ALL WORKS SHALL BE COORDINATED WITH THE ARCHITECT AND OTHER TRADE DISCIPLINE PRIOR TO INSTALLATION.
- CONTRACTOR SHALL SUBMIT AS-BUILT DRAWINGS SIGNED AND SEALED BY PROFESSIONAL ELECTRICAL ENGINEER.
- CONTRACTOR TO PERFORM ALL TEST NECESSARY BUT NOT LIMITED TO THE FOLLOWING:
 - CABLE INSULATION INTEGRITY TEST
 - PHASE SEQUENCE TEST
 - LOAD TEST
 - COMPLETE TEST FOR TRANSFORMER
- ALL WIRES SHALL BE COLOR CODED AS FOLLOWS:

PHASE - A - BLACK	GROUND - GREEN
PHASE - B - RED	PHASE - C - BLUE
- NO CHANGE OR MODIFICATION SHALL BE MADE ON THESE PLANS WITHOUT THE ENGINEER'S/OWNER'S WRITTEN COMMENT.
- ALL MOTORS AND AIR-CONDITIONING UNITS MUST HAVE INDIVIDUAL ENCLOSED CIRCUIT BREAKER

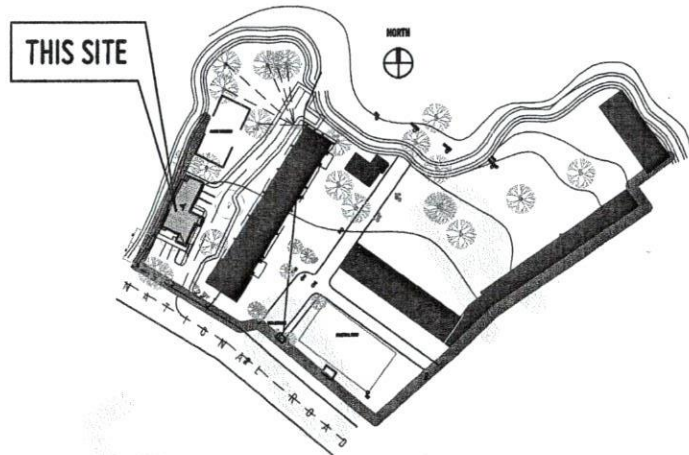
REPUBLIC OF THE PHILIPPINES
DEPARTMENT OF PUBLIC WORKS & HIGHWAYS
OFFICE OF THE BUILDING OFFICIAL

CITY OF ORIOQUETA
PROVINCE OF MISAMIS OCCIDENTAL

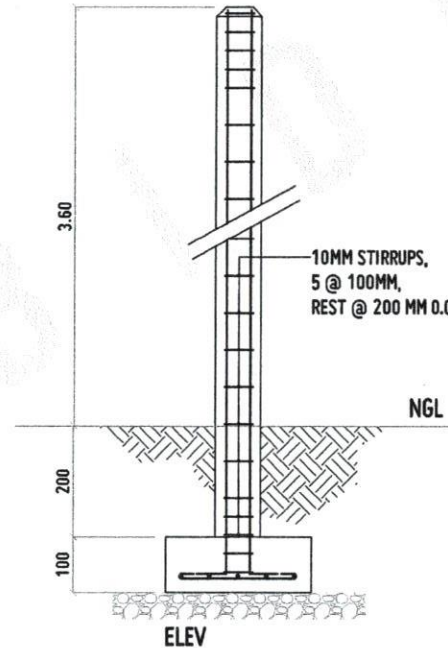
Approved by:



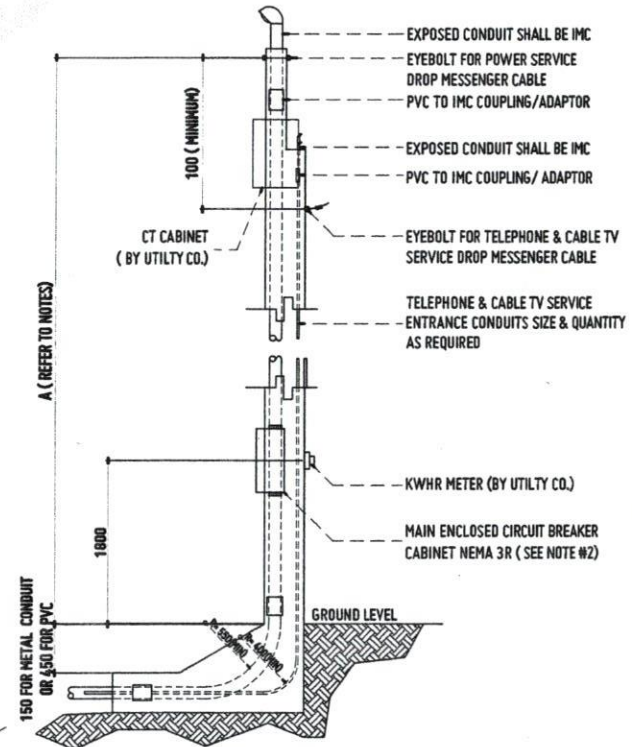
PLAN



LOCATION PLAN
SCALE 1:2000 MTS



SERVICE PEDESTAL DETAIL
NOT DRAWN TO SCALE



REPUBLIC OF THE PHILIPPINES
UNIVERSITY OF SCIENCE AND TECHNOLOGY OF SOUTHERN PHILIPPINES
CAGAYAN DE ORO CAMPUS
INFRASTRUCTURE PLANNING AND FACILITY DEVELOPMENT UNIT
CLAYD H. BECTO AVENUE, LAPANSA, CAGAYAN DE ORO CITY 9000
TELEPHONE: 090522 50-48452 / 0905 958-1738 / 958-1739 / TELE FAX: 0905 958-4558
WEBSITE: www.ustip.edu.ph

ELECTRICAL ENGINEER	
REG. NO.	PRO. NO.
DATE	
PLACE	

PROJECT	PROPOSED 2- STOREY MUCK HOTEL for HOTEL & RESTAURANT MANAGEMENT
LOCATION	USTP-ORIOQUETA CAMPUS, ORIOQUETA, MISAMIS OCCIDENTAL
OWNER	UNIVERSITY OF SCIENCE & TECHNOLOGY OF SOUTHERN PHILIPPINES

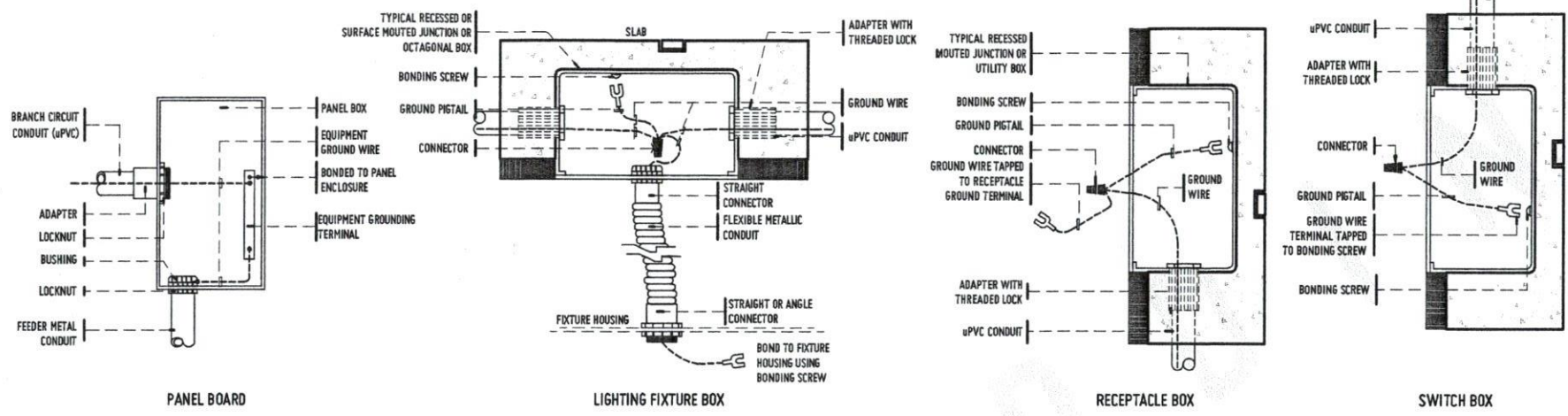
RECOMMENDING ENGINEER:
AT. FERNANDO A. DUMPA
DIRECTOR OF INFRASTRUCTURE PLANNING & FACILITY DEVELOPMENT DIVISION

RECOMMENDING APPROVAL:
ATTY. ERWIN B. BUNO
VP FOR LEGAL AFFAIRS & LEGAL AFFAIRS

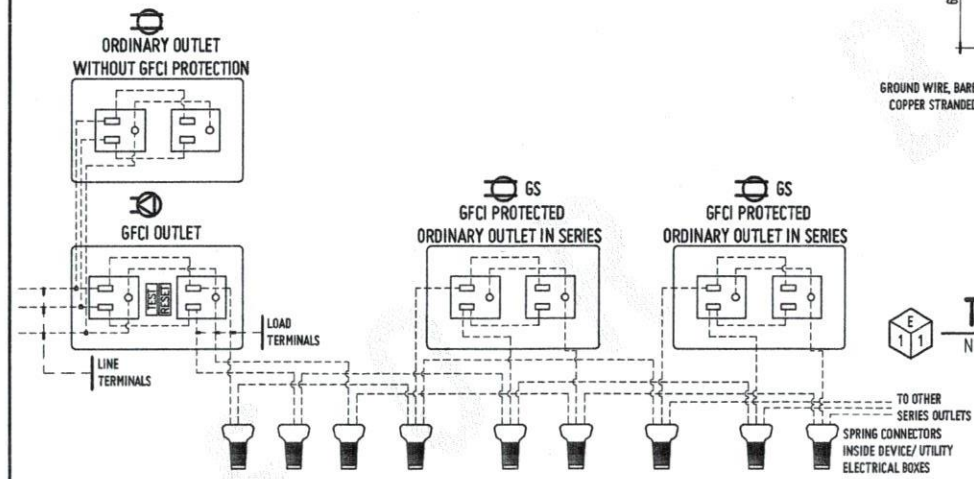
APPROVED BY:
DR. AMBROSIO B. CULTURA II
PRESIDENT, USTP SYSTEM

SHEET CONTENTS:	DESIGN NO.:
	DATE DRAWN:
	DATE:

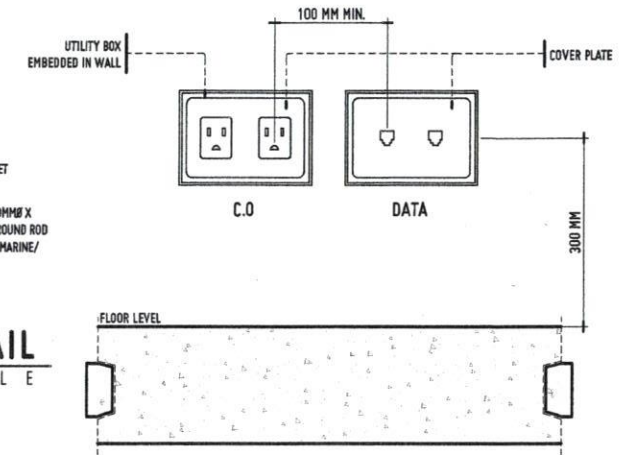
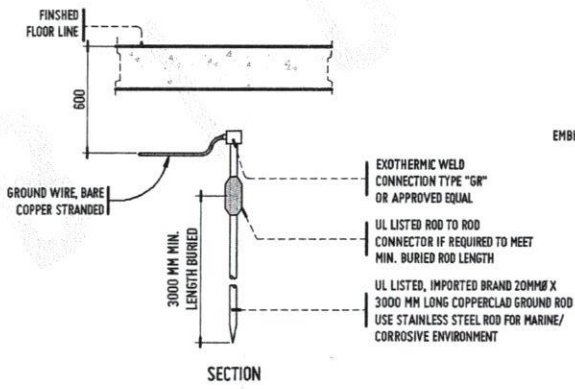
E5



TYPICAL GROUNDING CONNECTION
 NOT DRAWN TO SCALE



CONV. OUTLET IN SERIES WITH GFCI OUTLET WIRING CONNECTION DETAIL
 NOT DRAWN TO SCALE



REPUBLIC OF THE PHILIPPINES
 UNIVERSITY OF SCIENCE AND TECHNOLOGY OF SOUTHERN PHILIPPINES
 CAGAYAN DE ORO CAMPUS
 INFRASTRUCTURE PLANNING AND FACILITY DEVELOPMENT UNIT
 CLARO R. RECTO AVENUE, LAPANAN, CAGAYAN DE ORO CITY 9000
 TELEPHONE # (8862) 71-61-61 / (886) 884-1738 / 886-1738 | TELE FAX (886) 884-4848
 WEBSITE: www.ustip.edu.ph

ELECTRICAL ENGINEER		PROJECT	PROPOSED 2- STOREY MOCK HOTEL FOR HOTEL & RESTAURANT MANAGEMENT
PROJ. NO.	PPR. NO.	LOCATION	USTP-OROQUIETA CAMPUS, OROQUIETA, MISAMIS OCCIDENTAL
DATE	DATE	OWNER	UNIVERSITY OF SCIENCE & TECHNOLOGY OF SOUTHERN PHILIPPINES
TIME	PLACE		

RECOMMENDING APPROVAL:
 DR. FERDINAND A. BUENA
 DIRECTOR, INFRASTRUCTURE PLANNING & FACILITY DEVELOPMENT OFFICE

RECOMMENDING APPROVAL:
 ATTY. EDWIN B. BUENO
 VP FOR ADMINISTRATIVE & LEGAL AFFAIRS

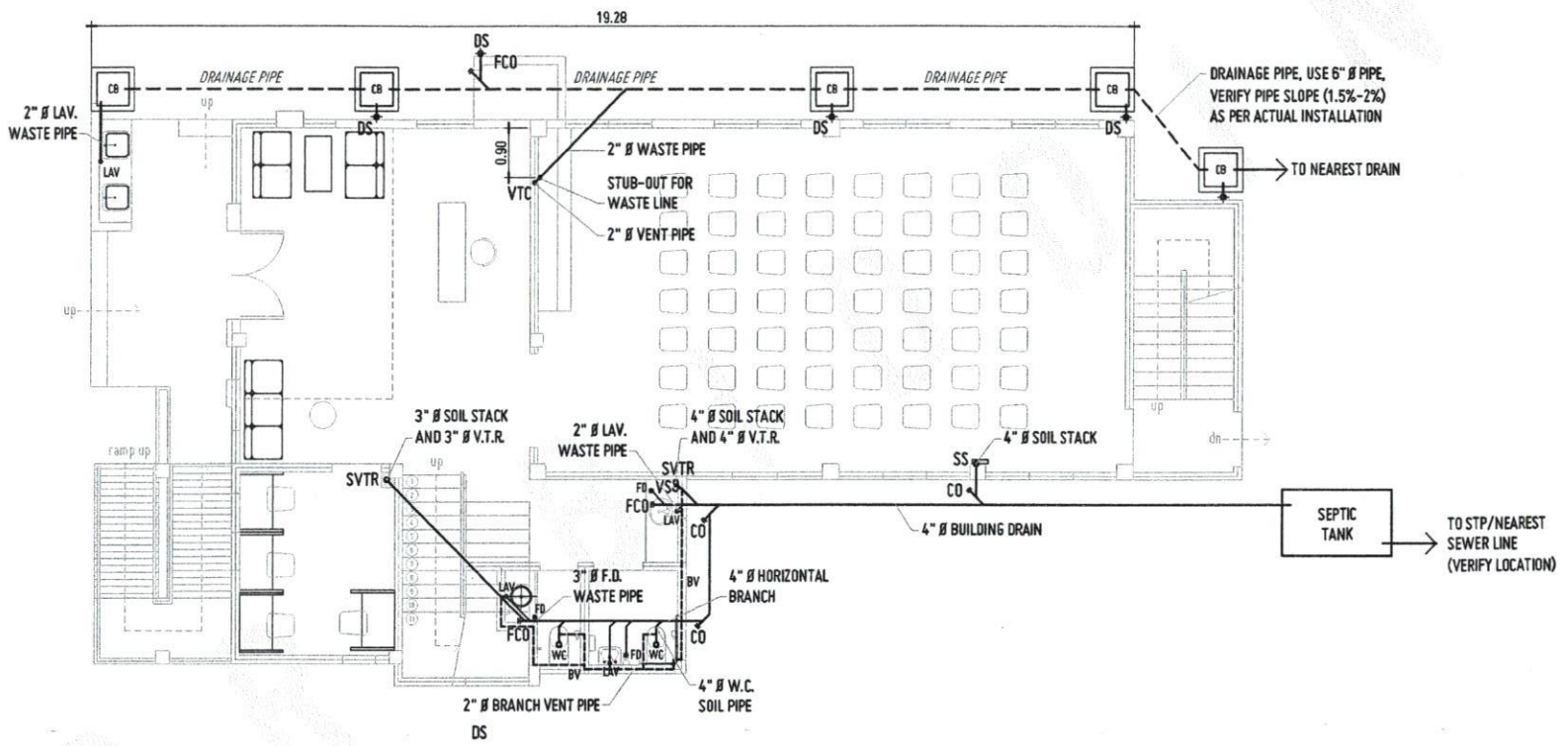
APPROVED BY:
 DR. AMBROSIO S. CULTURA II
 PRESIDENT, USTP SYSTEM

SHEET CONTENTS:	DRAWN BY:
	DATE DRAWN:
	PRD:

E6

LEGEND:

- STORM DRAINAGE PIPE
- SOIL AND WASTE PIPE
- - - VENT PIPE
- - - FRESH WATER PIPE
- ⊘ CHECK VALVE
- ⊘ GATE VALVE
- ⊘ WATER METER
- LAV LAVATORY
- KS KITCHEN SINK
- WC WATER CLOSET
- SHO SHOWER
- FD FLOOR DRAIN
- LS LAUNDRY SINK
- HB HOSE BIBB
- DS DOWN SPOUT
- SV SEPTIC VAULT
- WT WATER TANK
- SS SOIL STACK
- CO CLEAN OUT
- VSTR VENT STACK THRU ROOF



GROUND FLOOR WASTE LINE LAYOUT
 SCALE 1:100 MTS



REPUBLIC OF THE PHILIPPINES
 UNIVERSITY OF SCIENCE AND TECHNOLOGY OF SOUTHERN PHILIPPINES
 CAGAYAN DE ORO CAMPUS
 INFRASTRUCTURE PLANNING AND FACILITY DEVELOPMENT UNIT
 CLAUD P. REYES AVENUE, LAPANAN, CAGAYAN DE ORO CITY 9000
 TELEPHONE: (8082) 31-86-85 / (8080) 858-1738 / 858-1739 | TELE FAX: (8080) 858-4885
 WEBSITE: www.ustip.edu.ph

MASTER PLUMBER	
PRC NO.	PTR NO.
DATE	PLACE
TW	

PROJECT	PROPOSED 2- STOREY MOCK HOTEL for HOTEL & RESTAURANT MANAGEMENT
LOCATION	USTP-ORIOQUETA CAMPUS, ORIOQUETA, MISAMIS OCCIDENTAL
OWNER	UNIVERSITY OF SCIENCE & TECHNOLOGY OF SOUTHERN PHILIPPINES

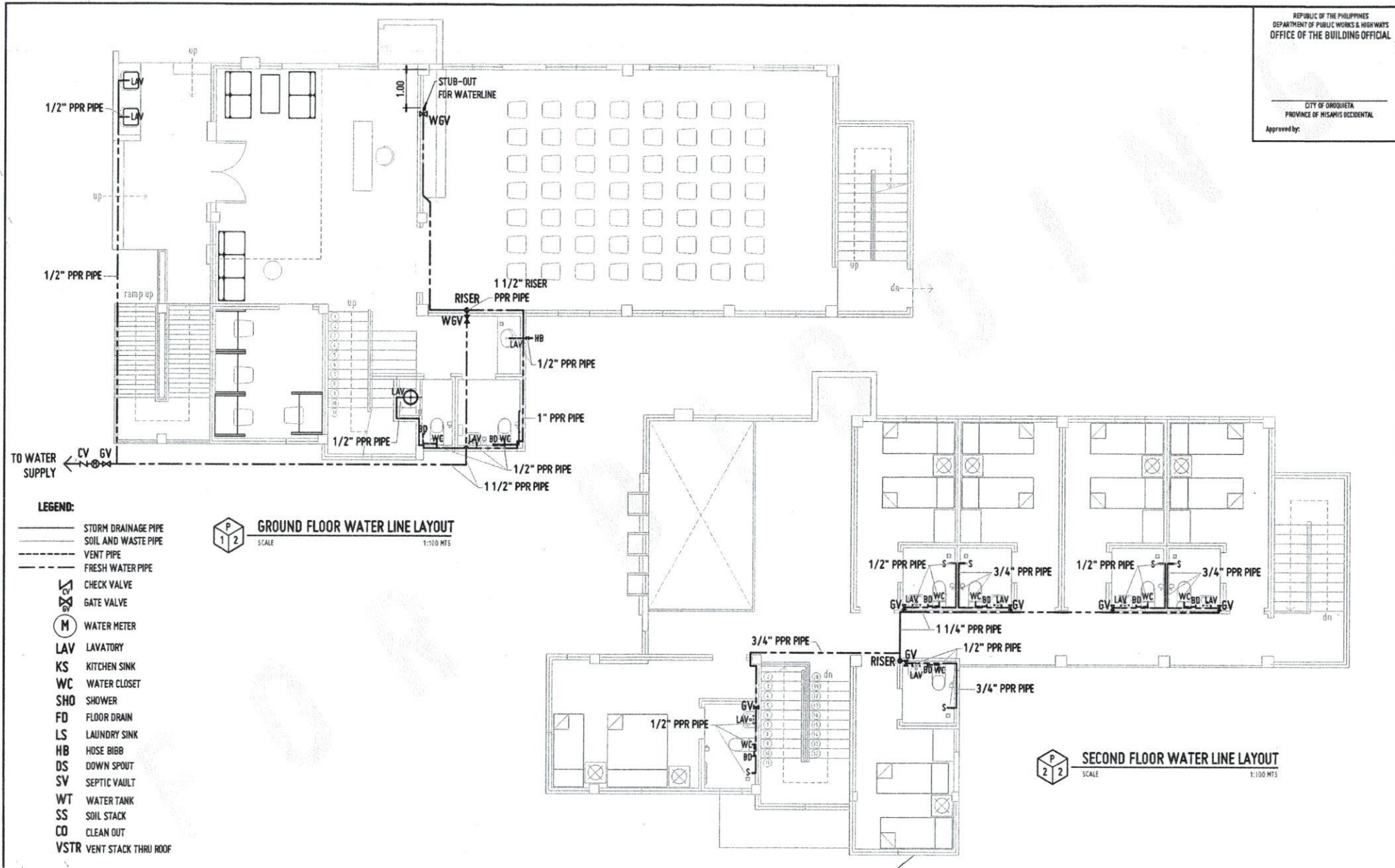
RECOMMENDING APPROVAL:
 AR. FERDINAND J. DUMPA
 CHIEF, USTP INFRASTRUCTURE PLANNING AND FACILITY DEVELOPMENT DIVISION

RECOMMENDING APPROVAL:
 ATTY. EDWIN B. BUCIO
 USTP LEGAL COUNSEL & LEGAL AFFAIRS

APPROVED BY:
 DR. AMBROSIO S. CULTURA II
 PRESIDENT, USTP SYSTEM

SHEET CONTENTS:	DRAWN BY:
	DATE DRAWN:
	PRC:

P1



LEGEND:

- STORM DRAINAGE PIPE
- SOIL AND WASTE PIPE
- VENT PIPE
- FRESH WATER PIPE
- ⊗ CHECK VALVE
- ⊗ GATE VALVE
- ⊙ WATER METER
- LAV LAVATORY
- KS KITCHEN SINK
- WC WATER CLOSET
- SHO SHOWER
- FD FLOOR DRAIN
- LS LAUNDRY SINK
- HB HOSE BIBB
- DS DOWN SPOUT
- SV SEPTIC VAULT
- WT WATER TANK
- SS SOIL STACK
- CO CLEAN OUT
- VSTR VENT STACK THRU ROOF

P1 GROUND FLOOR WATER LINE LAYOUT
SCALE 1:100 MTS

P2 SECOND FLOOR WATER LINE LAYOUT
SCALE 1:100 MTS



REPUBLIC OF THE PHILIPPINES
UNIVERSITY OF SCIENCE AND TECHNOLOGY OF SOUTHERN PHILIPPINES
CAGAYAN DE ORO CAMPUS
INFRASTRUCTURE PLANNING AND FACILITY DEVELOPMENT UNIT
CLAYTON B. HUSTIA AVENUE, LANZARON CAGAYAN DE ORO CITY 9000
TELEPHONE # (088) 222 71-80-85 / (088) 958-1738 / 858-1739 | TELE FAX (088) 958-488
WEBSITE: www.ustip.edu.ph

MASTER PLUMBER	
PRC NO.	PPR NO.
DATE	DATE
TM	PLACE

PROJECT	PROPOSED 2- STOREY MOCK HOTEL for HOTEL & RESTAURANT MANAGEMENT
LOCATION	USTP-ORIOQUETA CAMPUS, ORIOQUETA, HISAAMI OCCIDENTAL
OWNER	UNIVERSITY OF SCIENCE & TECHNOLOGY OF SOUTHERN PHILIPPINES

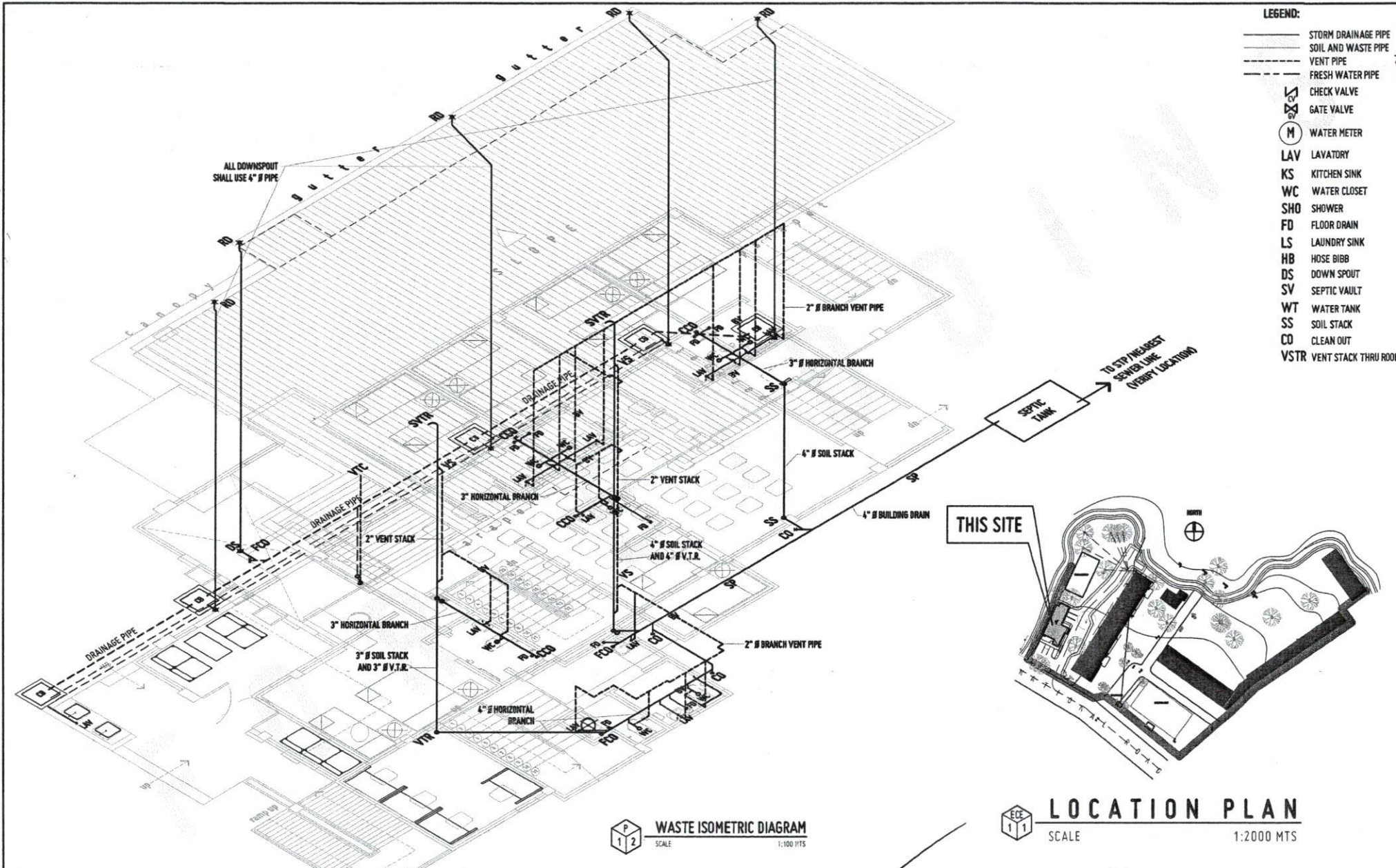
RECOMMENDING APPROVAL:
AR. FERDINAND A. DUMPA
DIRECTOR, INFRASTRUCTURE PLANNING & FACILITY DEVELOPMENT OFFICE

RECOMMENDING APPROVAL:
ATTY. ERWIN B. BUCH
UP REG. COMM. NO. 11514-11514-15

APPROVED BY:
DR. AMBROSIO B. CULTURA II
PRESIDENT, USTP SYSTEM

SHEET CONTENTS:
DATE DRAWN:
PRC:

P3



REPUBLIC OF THE PHILIPPINES
UNIVERSITY OF SCIENCE AND TECHNOLOGY OF SOUTHERN PHILIPPINES
CAGAYAN DE ORO CAMPUS
INFRASTRUCTURE PLANNING AND FACILITY DEVELOPMENT UNIT
CLARA P. RECTO AVENUE, LAPASAL, CAGAYAN DE ORO CITY 9000
TELEPHONE # (08622) 72-46-45 / (0862) 856-1724 / 856-1726 | TELE FAX (086) 856-1488
WEBSITE: www.ustip.edu.ph

MASTER PLUMBER	
PRC NO.	PRC NO.
DATE	DATE
TH	PLACE

PROJECT	PROPOSED 2- STOREY MOCK HOTEL for HOTEL & RESTAURANT MANAGEMENT
LOCATION	USTP-OROQUETA CAMPUS, OROQUETA, MISAMIS OCCIDENTAL
OWNER	UNIVERSITY OF SCIENCE & TECHNOLOGY OF SOUTHERN PHILIPPINES

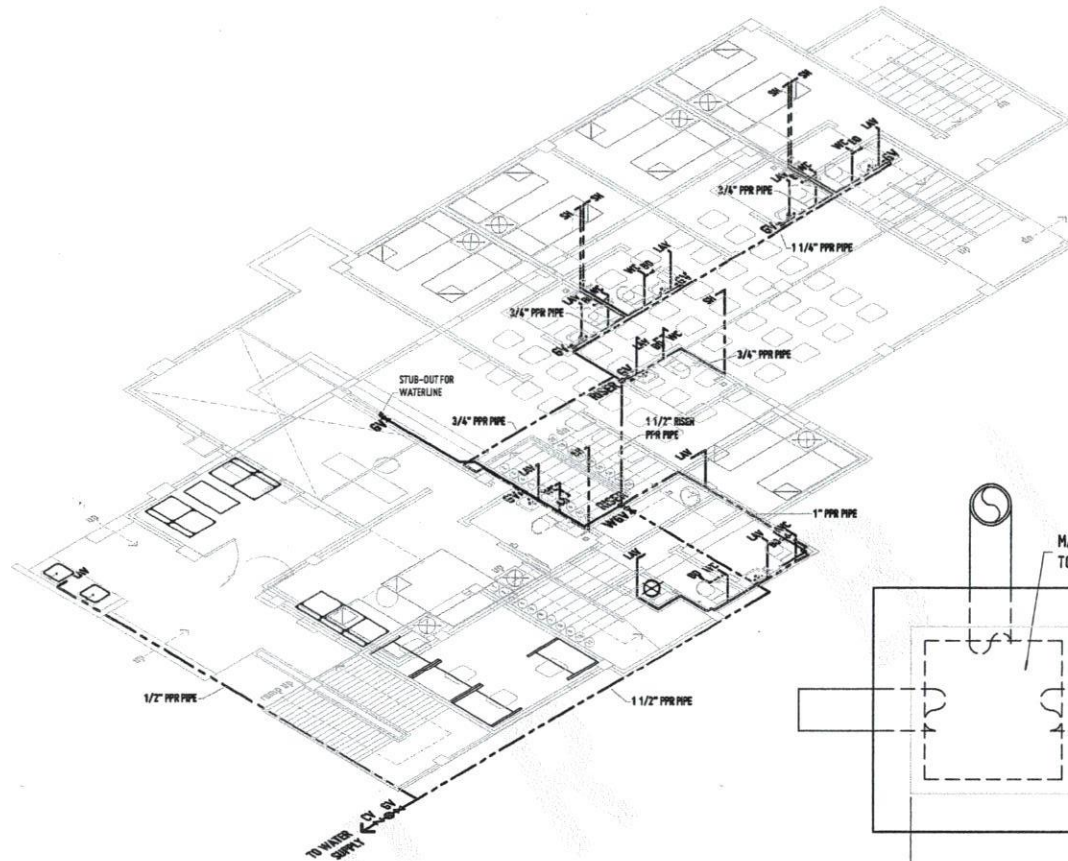
RECOMMENDING APPROVAL:
ATP. FERNANDO A. DUMPA

RECOMMENDING APPROVAL:
ATTY. ERWIN B. GUCIO

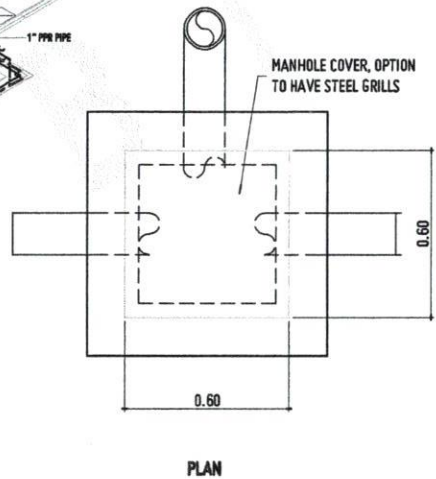
APPROVED BY:
DR. AMBROSIO B. CULTURA II

SHEET CONTENTS:	DRAWN BY:
	DATE DRAWN:
	PRC:

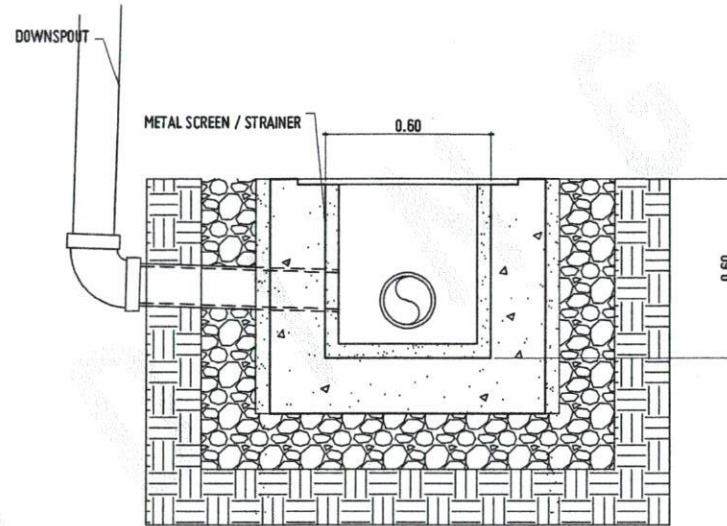
P4



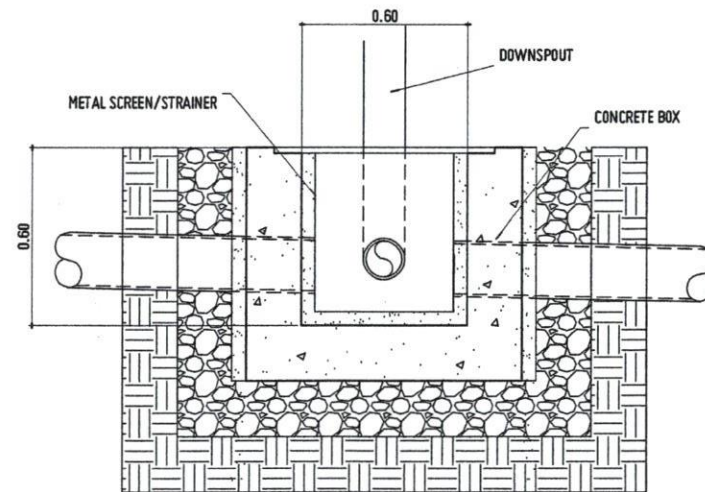
WATER LINE ISOMETRIC DIAGRAM
SCALE 1:80 MTS



PLAN



SECTION A



SECTION B

CATCH BASIN DETAIL
SCALE 1:25 MTS



REPUBLIC OF THE PHILIPPINES
UNIVERSITY OF SCIENCE AND TECHNOLOGY OF SOUTHERN PHILIPPINES
CAGAYAN DE ORO CAMPUS
INFRASTRUCTURE PLANNING AND FACILITY DEVELOPMENT UNIT
CLARO R. BECTO AVENUE, LAPASAN CAGAYAN DE ORO CITY 9000
TELEPHONE # (0822) 75-80-80 / (082) 958-1128 / 858-1128 | TELE FAX (082) 958-4888
WEBSITE: www.ustip.edu.ph

MASTER PLUMBER	
PRJ. NO.	PPR. NO.
DATE	PLACE
TN	

PROJECT	PROPOSED 2- STOREY MOCK HOTEL for HOTEL & RESTAURANT MANAGEMENT
LOCATION	USTP-OROQUETA CAMPUS, OROQUETA, MISAMIS OCCIDENTAL
OWNER	UNIVERSITY OF SCIENCE & TECHNOLOGY OF SOUTHERN PHILIPPINES

RECOMMENDING APPROVAL:
[Signature]
AT. FERDINAND A. BOMPA
DIRECTOR, INFRASTRUCTURE PLANNING AND FACILITY DEVELOPMENT

RECOMMENDING APPROVAL:
[Signature]
ATTY. ERWIN B. BORDO
VP FOR ADMINISTRATION & LEGAL AFFAIRS

APPROVED BY:
[Signature]
DR. AMBROSIO B. CULTURA II
PRESIDENT (VP SYSTEM)

SHEET CONTENTS:	DRAWN BY:
	DATE CHANG:
	PRJ.:

P5

WASTE, SEWER & VENT SYSTEM :

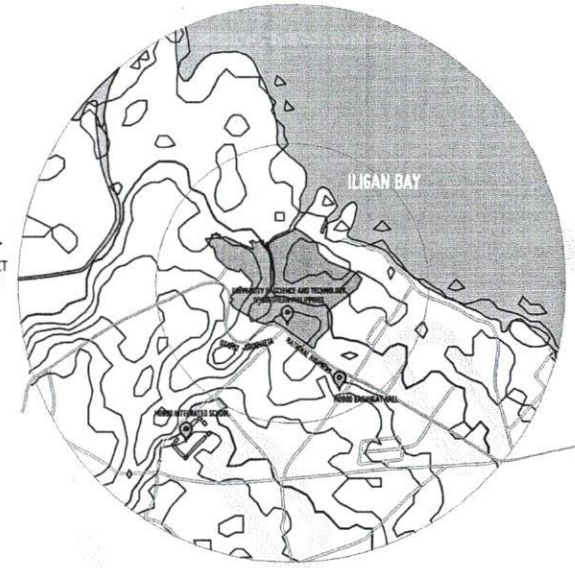


WASTE DISTRIBUTION SYSTEM :

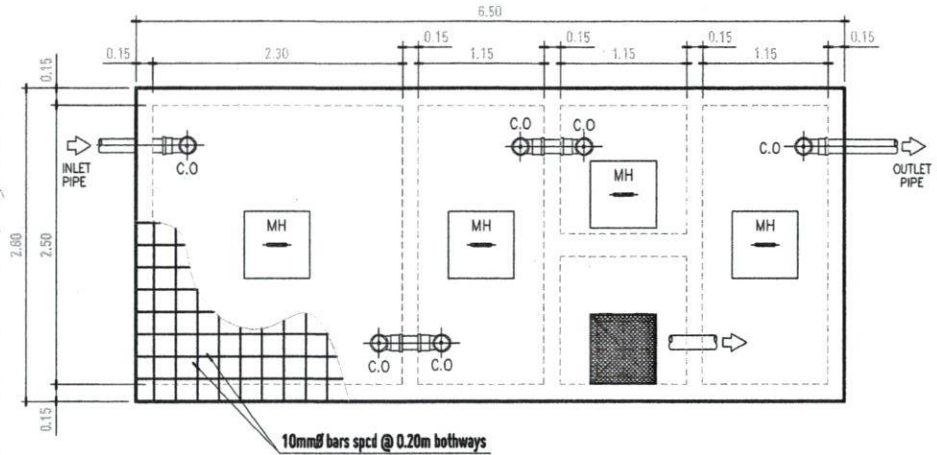


GENERAL NOTES :

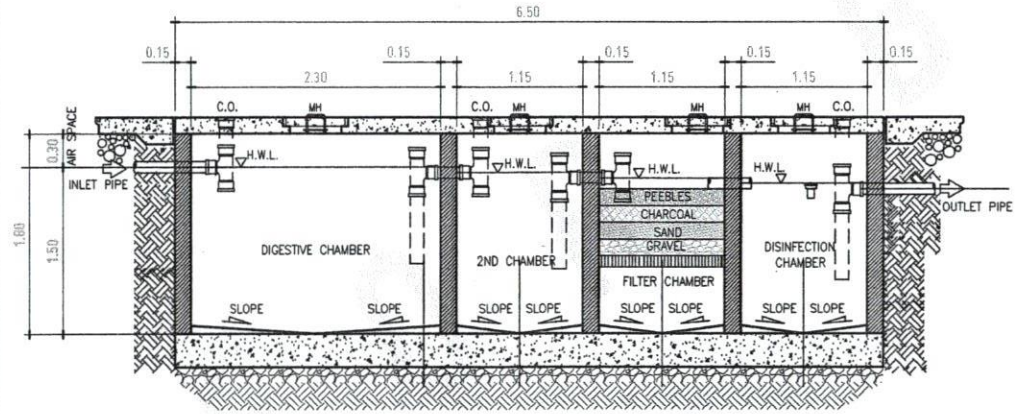
1. ALL PLUMBING WORKS INCLUDED HEREIN SHALL BE EXECUTED ACCORDING TO THE PROVISIONS OF THE REVISED NATIONAL PLUMBING CODE, THE NATIONAL BUILDING CODE AND ITS THE RULES AND REGULATIONS.
2. COORDINATE THE DRAWING WITH OTHER RELATED DRAWINGS AND SPECIFICATION. THE ENGINEER SHALL BE NOTIFIED IMMEDIATELY OF ANY DISCREPANCY FOUND THEREIN.
3. ALL PIPES SHALL BE INSTALLED AS INDICATED ON PLANS. ANY RELOCATIONS REQUIRED FOR PROPER EXECUTION OF OTHER TRADE SHALL BE WITH PRIOR APPROVAL OF THE ARCHITECT OR ENGINEER.
4. PROPOSED SANITARY UTILITIES SHALL CONFORM TO THE ACTUAL LOCATION, DEPTH AND INVERT ELEVATION OF ALL EXISTING PIPES AND STRUCTURES AS VERIFIED BY THE CONTRACTOR.
5. ALL SLOPES FOR HORIZONTAL DRAINAGE SHALL MAINTAIN 1% UNLESS OTHERWISE SPECIFIED.
6. SIZE OF WATER SUPPLY PIPES TO FIXTURES SHALL BE IN ACCORDANCE WITH THE MANUFACTURER'S INSTRUCTIONS.
7. THE CONTRACTOR SHALL VERIFY ALL EXISTING UTILITIES AT SITE. COORDINATE THE WORKS WITH THE SEWER LINE EFFLUENT DISPOSAL POINT AND WATER LINE SERVICE CONNECTING POINT.
8. THE PROPOSED UTILITIES SHALL BE MADE TO CONFORM TO THE ACTUAL LOCATION, TAPPING POINT, DEPTH AND INVERT LEVELS OF ALL EXISTING PIPES AND STRUCTURES AS VERIFIED BY THE CONTRACTOR.
9. ALL PIPE DIAMETER INDICATED ON PLANS ARE NOMINAL PIPE SIZES.



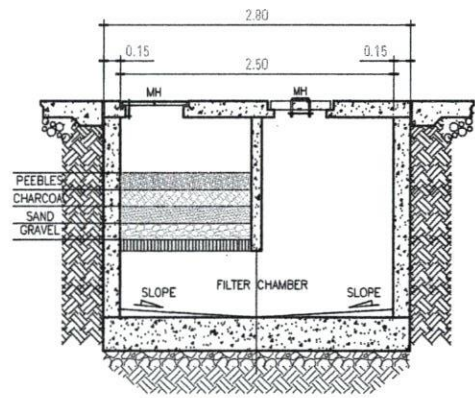
VICINITY MAP
SCALE 1:20000 MTS



PLAN



SECTION A



SECTION B

SEPTIC TANK DETAIL
SCALE 1:50 MTS



REPUBLIC OF THE PHILIPPINES
UNIVERSITY OF SCIENCE AND TECHNOLOGY OF SOUTHERN PHILIPPINES
CASATAN DE BHO CAMPUS
INFRASTRUCTURE PLANNING AND FACILITY DEVELOPMENT UNIT
CLARO R. BECTA AVENUE, LAPANAK CASATAN DE BHO CITY 9000
TELEPHONE # (08822) 75-66-65 / (088) 858-1138 / 858-1138 / TELE FAX (088) 858-4886
WWW.USTIP.EDU.PH

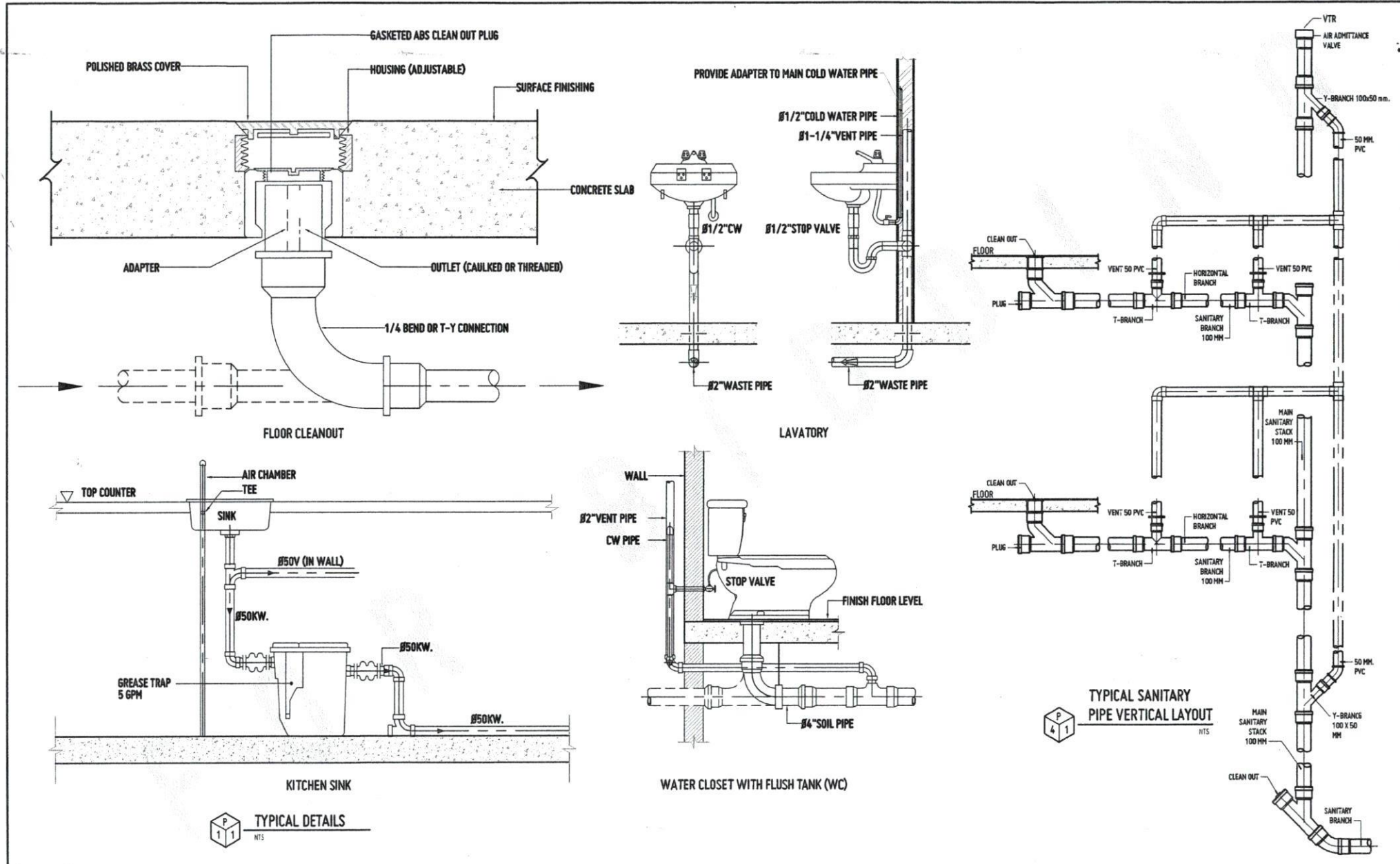
MASTER PLUMBER	PROJ. NO.	PROPOSED 2- STOREY MOCK HOTEL for HOTEL & RESTAURANT MANAGEMENT
PRC NO.	LOCATION	USTP-ORODUMETA CAMPUS, ORODUMETA, MISAMIS OCCIDENTAL
DATE	OWNER	UNIVERSITY OF SCIENCE & TECHNOLOGY OF SOUTHERN PHILIPPINES
PLACE		

RECOMMENDING APPROVAL	RECOMMENDING APPROVAL	APPROVED BY:	SHEET CONTENTS:	DRAWN BY:
<i>(Signature)</i>	<i>(Signature)</i>	<i>(Signature)</i>		
AR. BERGMANN L. THIRER	ATTY. ERWIN B. BUENO	DR. AMBROSIO B. CULTURA II		
DIRECTOR, USTP-ORODUMETA CAMPUS INFRASTRUCTURE DEVELOPMENT UNIT	VP FOR FINANCIAL, TRADING & IS/LA AFFAIRS	PROFESSOR (R) USTP		

DATE DRAWN:	DATE:	DATE:
PRC:		

DATE DRAWN:	DATE:	DATE:
PRC:		

P6



TYPICAL DETAILS
 NTS

TYPICAL SANITARY PIPE VERTICAL LAYOUT
 NTS



REPUBLIC OF THE PHILIPPINES
 UNIVERSITY OF SCIENCE AND TECHNOLOGY OF SOUTHERN PHILIPPINES
 CAGAYAN DE ORO CAMPUS
 INFRASTRUCTURE PLANNING AND FACILITY DEVELOPMENT UNIT
 CLARA H. RECTO AVENUE, LAPANSA, CAGAYAN DE ORO CITY 9000
 TELEPHONE # (08622) 32-88-88 / (086) 858-1738 / 858-1739 / TOLL FREE (086) 858-4888
 WEBSITE: www.ustip.edu.ph

MASTER PLUMBER	
PRC. NO.	PTR. NO.
DATE	DATE
TR	PLACE

PROJECT	PROPOSED 2- STOREY MOCK HOTEL for HOTEL & RESTAURANT MANAGEMENT
LOC. ALTN.	USTP-OROQUETA CAMPUS, OROQUETA, MISAMIS OCCIDENTAL
OWNER	UNIVERSITY OF SCIENCE & TECHNOLOGY OF SOUTHERN PHILIPPINES

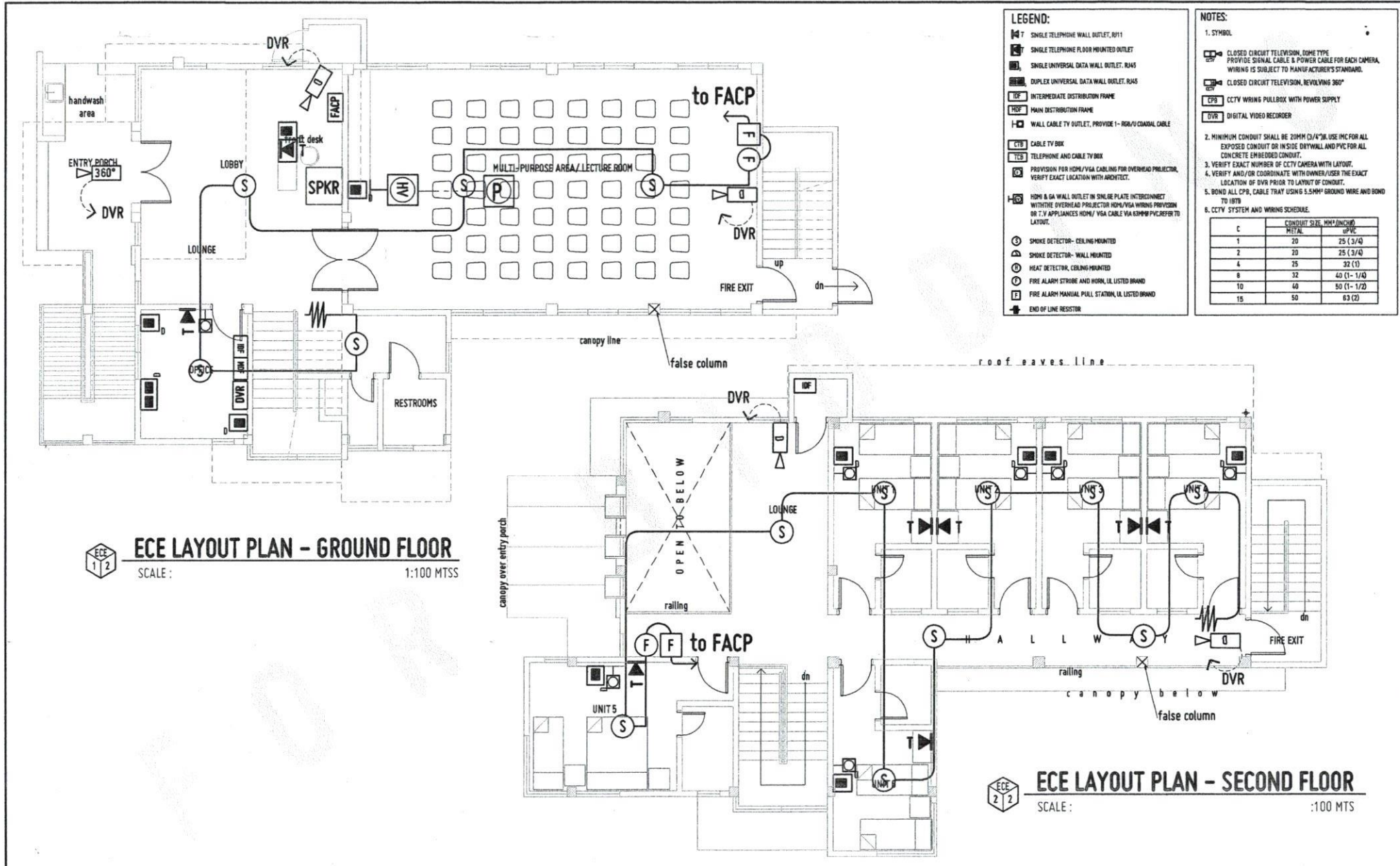
RECOMMENDING APPROVAL:
 DR. FERDINAND A. BUNDA
 DIRECTOR, INFRASTRUCTURE PLANNING & FACILITY DEVELOPMENT UNIT

RECOMMENDING APPROVAL:
 ATTY. ERWIN B. BUCHE
 PROFESSIONAL ARCHITECT & LEGAL ATTORNEY

APPROVED BY:
 DR. AMBRONIO A. CULTURA II
 PRESIDENT, USTP

SHEET CONTENTS:	DATE DRAWN:
	DATE:
	PRC. NO.:

P7



- LEGEND:**
- T SINGLE TELEPHONE WALL MOUNTED OUTLET
 - F SINGLE TELEPHONE FLOOR MOUNTED OUTLET
 - S SINGLE UNIVERSAL DATA WALL MOUNTED OUTLET RJ45
 - D DUPLICATION UNIVERSAL DATA WALL MOUNTED OUTLET RJ45
 - IF INTERMEDIATE DISTRIBUTION FRAME
 - MF MAIN DISTRIBUTION FRAME
 - W WALL CABLE TV OUTLET, PROVIDE 1- RG6/U COAXIAL CABLE
 - CB CABLE TV BOX
 - TC TELEPHONE AND CABLE TV BOX
 - PH PROVISION FOR HDMI/VGA CABLING FOR OVERHEAD PROJECTOR, VERIFY EXACT LOCATION WITH ARCHITECT.
 - H HDMI & GA WALL OUTLET IN SINGLE PLATE INTERCONNECT WITH THE OVERHEAD PROJECTOR HDMI/VGA WIRING PROVISION OR T.V APPLIANCES HDMI/VGA CABLE VIA 63MM PVC REFER TO LAYOUT.
 - S SMOKES DETECTOR- CEILING MOUNTED
 - W SMOKES DETECTOR- WALL MOUNTED
 - H HEAT DETECTOR, CEILING MOUNTED
 - S FIRE ALARM STROBE AND HORN, ILS LISTED BRAND
 - F FIRE ALARM MANUAL PULL STATION, ILS LISTED BRAND
 - END OF LINE RESISTOR

- NOTES:**
1. SYMBOL
 - CCTV CLOSED CIRCUIT TELEVISION, SOME TYPE PROVIDE SIGNAL CABLE & POWER CABLE FOR EACH CAMERA, WIRING IS SUBJECT TO MANUFACTURER'S STANDARD.
 - CCTV CLOSED CIRCUIT TELEVISION, REVOLVING 360°
 - CPS CCTV WRITING PULLBOX WITH POWER SUPPLY
 - DVR DIGITAL VIDEO RECORDER
 2. MINIMUM CONDUIT SHALL BE 20MM (3/4") IN USE IMC FOR ALL EXPOSED CONDUIT OR IN SIZE DRYWALL AND PVC FOR ALL CONCRETE EMBEDDED CONDUIT.
 3. VERIFY EXACT NUMBER OF CCTV CAMERA WITH LAYOUT.
 4. VERIFY AND/OR COORDINATE WITH OWNER/USER THE EXACT LOCATION OF DVR PRIOR TO LAYOUT OF CONDUIT.
 5. BOND ALL CPS, CABLE TRAY USING 5.5MM² GROUND WIRE AND BOND TO IFTB
 6. CCTV SYSTEM AND WIRING SCHEDULE.
- | C | CONDUIT SIZE, MM ² (INCH ²) | WIRING |
|----|--|------------|
| 1 | 20 | 25 (3/4) |
| 2 | 30 | 25 (3/4) |
| 4 | 35 | 32 (1) |
| 8 | 32 | 40 (1-1/4) |
| 10 | 40 | 50 (1-1/2) |
| 15 | 50 | 63 (2) |

ECE LAYOUT PLAN - GROUND FLOOR
SCALE: 1:100 MTSS

ECE LAYOUT PLAN - SECOND FLOOR
SCALE: :100 MTS



REPUBLIC OF THE PHILIPPINES
UNIVERSITY OF SCIENCE AND TECHNOLOGY OF SOUTHERN PHILIPPINES
CAGAYAN DE ORO CAMPUS
INFRASTRUCTURE PLANNING AND FACILITY DEVELOPMENT UNIT
CLAMP 11, RECTO AVENUE, LAPASAN CAGAYAN DE ORO CITY 9000
TELEPHONE (IN CDO): 32-56445 / (LAND) 958-1738 / 958-1739 | TELE FAX (CDO) 958-4488
WEBSITE: www.usstp.edu.ph

ELECTRONICS ENGINEER	
PROJ. NO.	PROJ. NO.
DATE	DATE
PLAZ	PLAZ

PROJECT	PROPOSED 2-STOREY MOCK HOTEL for HOTEL & RESTAURANT MANAGEMENT
LOCATION	USTP-OROQUETA CAMPUS, OROQUETA, MISAMIS OCCIDENTAL
OWNER	UNIVERSITY OF SCIENCE & TECHNOLOGY OF SOUTHERN PHILIPPINES

RECOMMENDING APPROVAL:
AR. FERDINAND A. DOMP
DIRECTOR, INFRASTRUCTURE PLANNING AND FACILITY DEVELOPMENT UNIT

RECOMMENDING APPROVAL:
ATTY. ERWIN B. BALDO
UNIVERSITY OF SCIENCE & TECHNOLOGY OF SOUTHERN PHILIPPINES

APPROVED BY:
DR. AMBROSIO B. CULTURA II
PRESIDENT, USTP (2021)

SHEET CONTENTS:	DRAWN BY:
	DATE DRAWN:
	INC:



NOTES:

1. FIRE ALARM SYSTEM SHALL BE CONVENTIONAL TYPE
2. MINIMUM CONDUIT SIZE SHALL BE 20MM (3/4")Ø. USE IMC FOR ALL EXPOSED CONDUIT OR INSIDE DRY WALL AND PVC IF CONCRETE EMBEDDED.
3. ALL RISER CONDUIT SHALL BE IMC. PROVIDE 50MM (2")Ø SPARE IMC RISER CONDUIT.
4. FDAS WIRING AND CONDUIT SCHEDULE.

CONDUIT SIZE MMØ (INCHØ)	NUMBER OF TF WIRES (C.I. CABLE TYPE)		CONDUIT SIZE MMØ (INCHØ)		NUMBER OF TF WIRES (C.I. CABLE TYPE)	
	uPVC	#18 #16	METAL uPVC	#18 #16		
20	25(3/4)	25 18	60 75(2-1/2)	234 172		
25	32(1)	41 30	80 90(3)	363 266		
32	40(1-1/4)	72 53	90 100(3-1/2)	486 357		
40	50(1-1/2)	99 72	100 110(4)	627 480		
50	63(2)	164 120				

5. SYMBOLS

A = #18/2 AWG. CIRCUIT INTEGRITY (CI) CABLE TYPE, UL LISTED BRAND

- [FACP] FIRE ALARM CONTROL PANEL, UL LISTED BRAND
- (S) SMOKE DETECTOR- CEILING MOUNTED
- (Δ) SMOKE DETECTOR- WALL MOUNTED
- (H) HEAT DETECTOR, CEILING MOUNTED
- (F) FIRE ALARM STROBE AND HORN, UL LISTED BRAND
- [F] FIRE ALARM MANUAL PULL STATION, UL LISTED BRAND
- R— END OF LINE RESISTOR
- [FPB] FIRE ALARM SYSTEM WIRING PULL BOX

6. PROVIDE SUPERVISORY WIRES TO THE FOLLOWING:

- A. ELEVATOR/S
- B. FIRE PROTECTION FLOW SWITCH CONTROL PANEL OR INDIVIDUAL FLOW SWITCH(VERIFY LOCATION)
- C. STAIR PRESSURIZATION BLOWER/S OR FAN/S(VERIFY EXACT LOCATION)
- D. SMOKE VENTILATION SYSTEM AND/OR SMOKE CONTROL SYSTEM.
- E. FIRE PUMP CONTROL PANEL

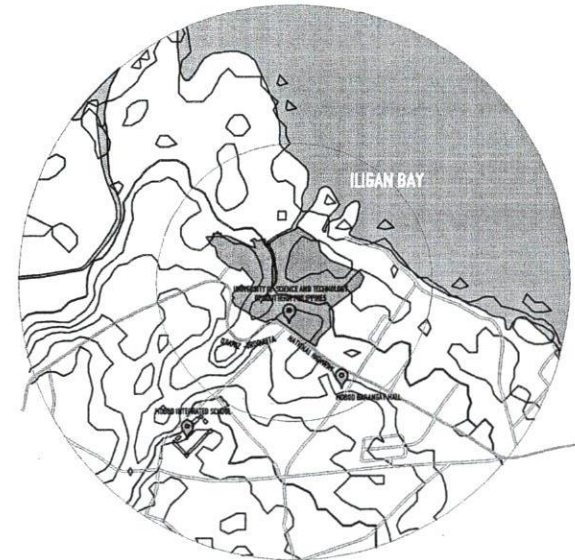
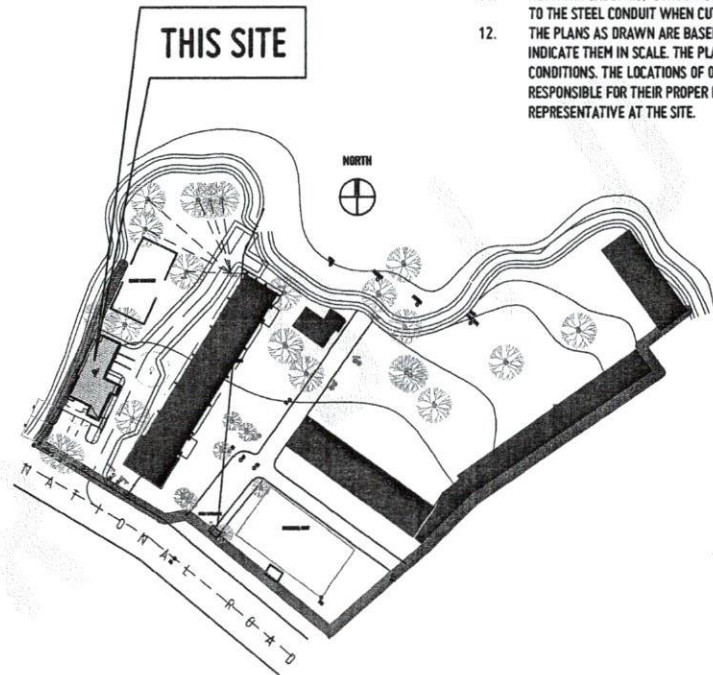
7. PROVIDE WIRING FROM FACP TO GENERATOR CONTROL PANEL TO MONITOR THE FOLLOWING CONDITIONS:

- A. GENERATOR RUNNING
- B. GENERATOR FAULT
- C. GENERATOR SWITCH IN NON-AUTOMATIC POSITION/MODE

8. FINAL WIRING SHALL BE AS PER MANUFACTURER'S STANDARDS.

GENERAL NOTE:

1. ALL ELECTRONIC WORKS HERE IN SHALL BE DONE ACCORDANCE WITH THE PROVISION OF THE LATEST EDITION OF THE PHILIPPINE ELECTRONICS CODE. THE RULES AND REGULATIONS OF THE LOCAL ENFORCING AUTHORITIES AND THE REQUIREMENTS OF THE UTILITY TELEPHONE COMPANY.
2. ALL ELECTRONIC WORKS HERE IN INCLUDED SHALL BE EXECUTED BY THE PERSONNEL WITH ELECTRICAL EXPERIENCE UNDER THE DIRECT SUPERVISION OF A FULL TIME LICENSED ELECTRONICS ENGINEER, WORKS SHALL BE NEATLY PLACED, SECURELY FASTENED AND PROPERLY FINISHED.
3. THE CONTRACTOR SHALL VERIFY AND ORIENT THE ACTUAL LOCATION OF THE TAPPING POINT FR CONNECTION TO COMMUNICATION SUPPLY.
4. ALL MATERIALS SHALL BE BRAND NEW AND SHALL CONFORM WITH THE PROVISIONS OF THE UNDER WRITERS LABORATORIES INC., IN EVERY CASE WHERE SUCH A STANDARD HAS BEEN ESTABLISHED.
5. ALL CONDUITS MUST BE PROTECTED AGAINST DAMAGES BY THE ENTRANCE OF THE WATER AND FOREIGN MATTERS DURING CONSTRUCTION. ALL ENDS OF CONDUITS SHALL BE PLUGGED TO EXCLUDE MOISTURE AND DUST IMMEDIATELY AFTER THE CONDUITS ARE PLACED.
6. UNLESS OTHERWISE SPECIFIED, ALL ELECTRONICS WIRING INSTALLATION SHALL BE USED RSC. THE MINIMUM SIZE OF CONDUIT SHALL BE 15MMØ.
7. ALL RACEWAYS, WALL, AND FLOOR PENETRATION SHALL BE PROVIDED WITH FIRE BARRIER OF THE APPROVED TYPE.
8. ALL OUTLET BOXES SHALL BE GALVANIZED GAGE NO. 16 DEEP TYPE WITH THE FACTORY KNOCKOUTS. PULLBOXES SHALL BE USED WHEN APPLICABLE FOR EASY PULLING OF WIRES AND SHALL BE IN ACCORDANCE WITH THE PHILIPPINE ELECTRICAL CODE REQUIREMENT. PREFERRED BRAND FOR JUNCTION, PULLBOXES OR UTILITY SQUARE BOXES SHALL BE FUMACO, AMCO, TIMO OR APPROVED EQUAL.
9. MOUNTING HEIGHTS OF DEVICES SHALL BE:
(SUBJECT TO ARCHITECTS APPROVAL PRIOR TO INSTALLATION)
10. ALL SPEAKER WIRING SHALL BE 2-0.75 SQ.MM SHIELDED SPEAKER WIRE.
11. NETWORK CABLVES/ CONDUIT SHALL HAVE A MINIMUM DISTANCE OF 0.3M FROM POWER CONDUIT WHEN LAND PARALLEL AND MUST RUN PERPENDICULAR TO THE STEEL CONDUIT WHEN CUTTING ACROSS A POWER LINE.
12. THE PLANS AS DRAWN ARE BASED UPON THE ARCHITECTURAL PLANS AND THE DETAILS AND SHOWN CONDITION AS ACCURATELY AS IT IS POSSIBLE TO INDICATE THEM IN SCALE. THE PLANS ARE DIAGRAMMATICAL AND DOES NOT NECESSARILY SHOW ALL FITTINGS NECESSARY TO FIT TO THE BUILDING CONDITIONS. THE LOCATIONS OF OUTLETS, APPARATUS AND APPLIANCES SHOWN ON THE PLANS ARE APPROXIMATE. THE CONTRACTORS SHALL BE HELD RESPONSIBLE FOR THEIR PROPER LOCATION IN ORDER TO MAKE THEM FIT WITH THE ARCHITECTURAL DETAILS AND INSTRUCTIONS FROM THE ENGINEER'S REPRESENTATIVE AT THE SITE.



LOCATION PLAN

SCALE 1:1500 MTS



VICINITY MAP

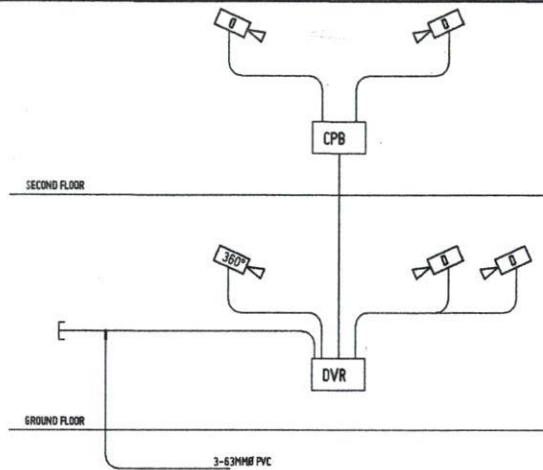
SCALE 1:20000 MTS



REPUBLIC OF THE PHILIPPINES
UNIVERSITY OF SCIENCE AND TECHNOLOGY OF SOUTHERN PHILIPPINES
CAGAYAN DE ORO CAMPUS
INFRASTRUCTURE PLANNING AND FACILITY DEVELOPMENT UNIT
CLARK H. REYES AVENUE, LAPANAN, CAGAYAN DE ORO CITY 9000
TELEPHONE # (0882) 21-60-60 / (088) 855-1738 / 855-1739 | TELEFAX (088) 855-4888
WEBSITE: www.ustip.edu.ph

ELECTRONICS ENGINEER		PROJECT	PROPOSED 2- STOREY MOCK HOTEL for HOTEL & RESTAURANT MANAGEMENT	RECOMMENDING AUTHORITY	DR. FERDINAND A. BERNAL	RECOMMENDING APPROVAL	ATEY ERWIN B. BUCIO	APPROVED BY:	DR. AMBROSIO B. CULTURA II	SHEET CONTENTS:	DATE DRAWN:
PRJ. NO.	PTP. NO.	LOCATION	USTP- OROQUETA CAMPUS, OROQUETA, MISAMIS OCCIDENTAL	DIRECTOR/IN-CHARGE PLANNING AND FACILITY DEVELOPMENT OFFICE		V.P. FOR ADMINISTRATION & LEGAL AFFAIRS					
DATE	PLACE	OWNER	UNIVERSITY OF SCIENCE & TECHNOLOGY OF SOUTHERN PHILIPPINES								

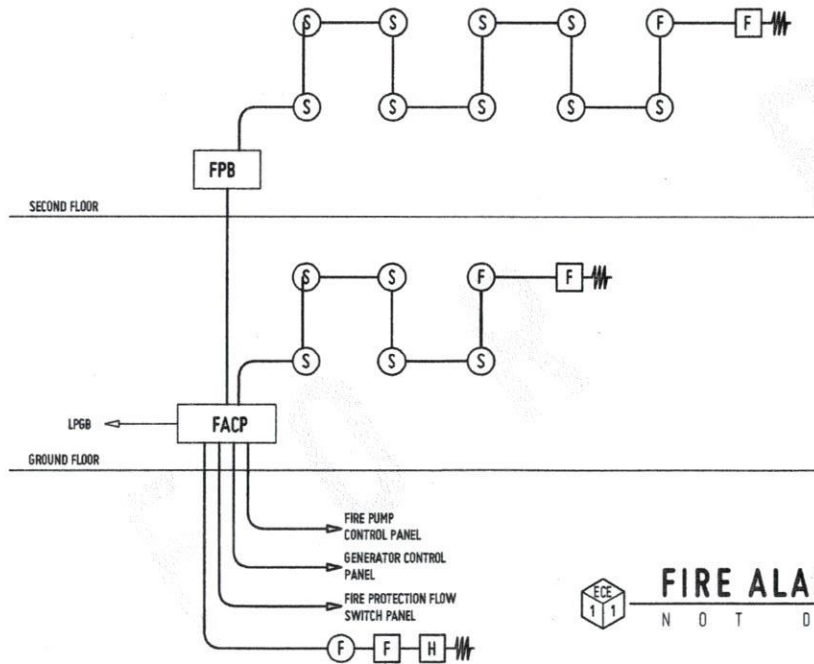




CCTV SYSTEM RISER DIAGRAM



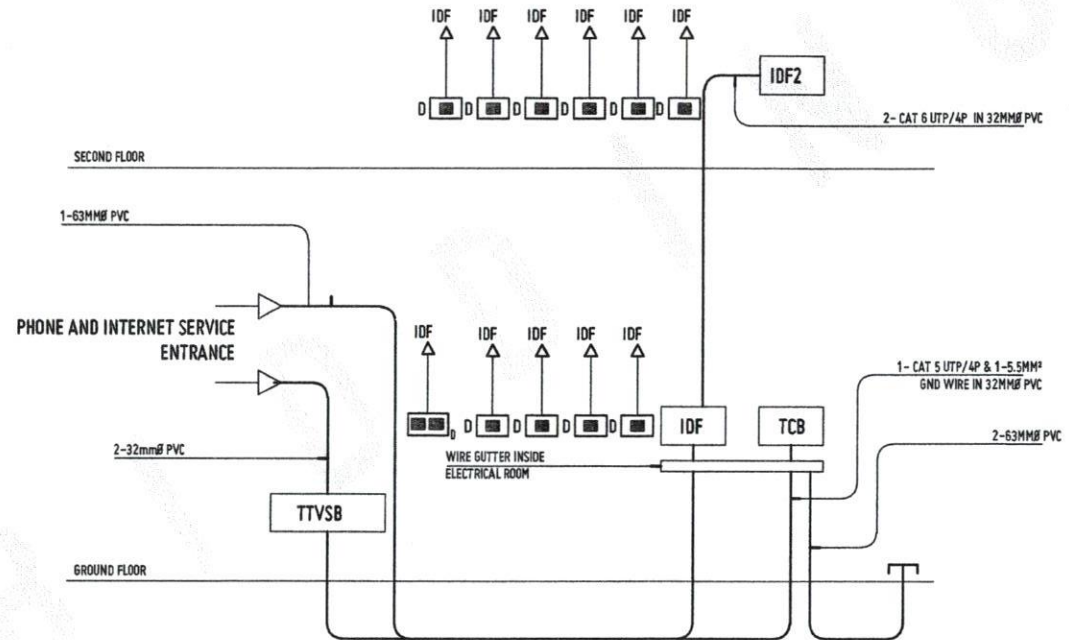
NOT DRAWN TO SCALE



FIRE ALARM SYSTEM RISER DIAGRAM



NOT DRAWN TO SCALE



TELEPHONE AND INTERNET RISER DIAGRAM



DRAWN NOT TO SCALE



REPUBLIC OF THE PHILIPPINES
UNIVERSITY OF SCIENCE AND TECHNOLOGY OF SOUTHERN PHILIPPINES
CAGAYAN DE ORO CAMPUS
INFRASTRUCTURE PLANNING AND FACILITY DEVELOPMENT UNIT
CLASS R, RECTO AVENUE, LAPASAN, CAGAYAN DE ORO CITY 9000
TELEPHONE # (08822) 73-60-85 / (0881) 856-1739 / 856-1738 | TELE FAX (088) 856-4889
WEBSITE: www.ustip.edu.ph

ELECTRONICS ENGINEER	
PRC NO.	PRR NO.
DATE	DATE
TIME	PLACE

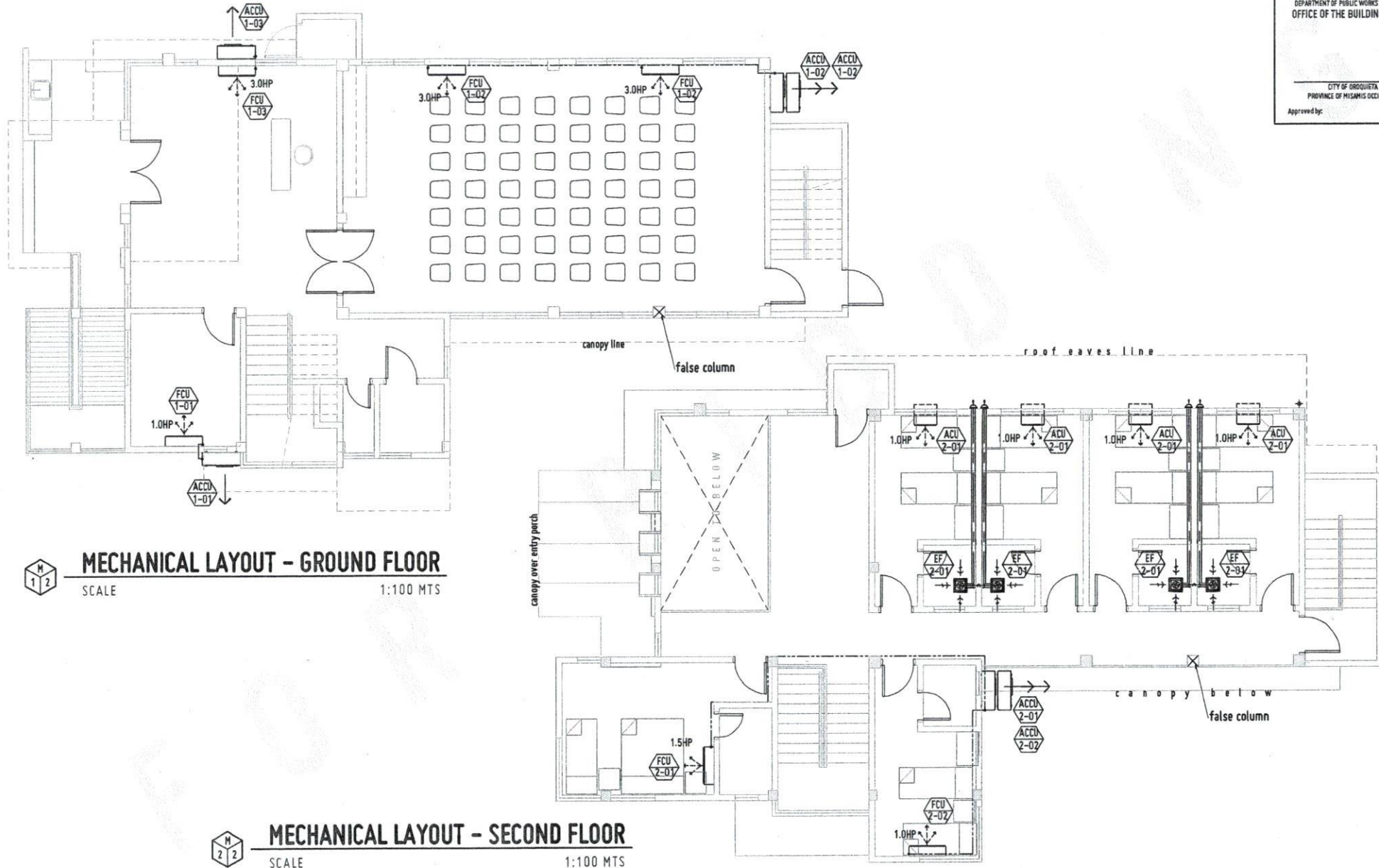
PROJECT	PROPOSED 2-STORY MOCK HOTEL for HOTEL & RESTAURANT MANAGEMENT
LOCATION	USTP-OROQUETA CAMPUS, OROQUETA, MISAMIS OCCIDENTAL
OWNER	UNIVERSITY OF SCIENCE & TECHNOLOGY OF SOUTHERN PHILIPPINES

RECOMMENDING APPROVAL	RECOMMENDING APPROVAL
MR. FERDINAND K. DUMPA	ATTY. ERWIN B. BUJO
DIRECTOR, MANAGEMENT, PLANNING & FACILITY DEVELOPMENT	VICE CHIEF, CONTRACTS & TENDERS AFFAIRS

APPROVED BY:	DR. AMBROSIO S. CULTURA II
PRESIDENT, USTP SYSTEMS	

SHEET CONTENTS:	
DRAWN BY:	
CHECKED BY:	
DATE:	
PROJECT:	





MECHANICAL LAYOUT - GROUND FLOOR
 SCALE 1:100 MTS

MECHANICAL LAYOUT - SECOND FLOOR
 SCALE 1:100 MTS



REPUBLIC OF THE PHILIPPINES UNIVERSITY OF SCIENCE AND TECHNOLOGY OF SOUTHERN PHILIPPINES CAGAYAN DE ORO CAMPUS INFRASTRUCTURE PLANNING AND FACILITY DEVELOPMENT UNIT CLAUD P. BECTRA AVENUE, LAPASAR, CAGAYAN DE ORO CITY 9000 TELEPHONE # 08822 75-88-85 / 1880 856-1738 / 856-1728 TELE FAX 088 856-488 WEBSITE www.ustip.edu.ph		PROFESSIONAL MECHANICAL ENGINEER PROJECT NO. DATE TITLE	PROJECT LOCATION OWNER	PROPOSED 2-STORY MOCK HOTEL for HOTEL & RESTAURANT MANAGEMENT USTP-OROQUIETA CAMPUS, OROQUIETA, MISAMIS OCCIDENTAL UNIVERSITY OF SCIENCE & TECHNOLOGY OF SOUTHERN PHILIPPINES	RECOMMENDING APPROVAL: AR. BERDIANDI A. SINDIRA DIRECTOR, INFRASTRUCTURE PLANNING & FACILITY DEVELOPMENT OFFICE	RECOMMENDING APPROVAL: ATTY. ERWIN B. BACIO VP FOR ADMINISTRATION & LEGAL AFFAIRS	APPROVED BY: DR. AMBRASIO B. CULTURA II PRESIDENT, USTP SYSTEM	SHEET CONTENTS: DATE DRAWN: PLOT:	DRAWN BY: DATE:
--	--	--	------------------------------	---	---	---	--	---	--------------------

M1

EQUIPMENT SCHEDULE SPLIT-TYPE AIR CONDITIONING UNIT SCHEDULE

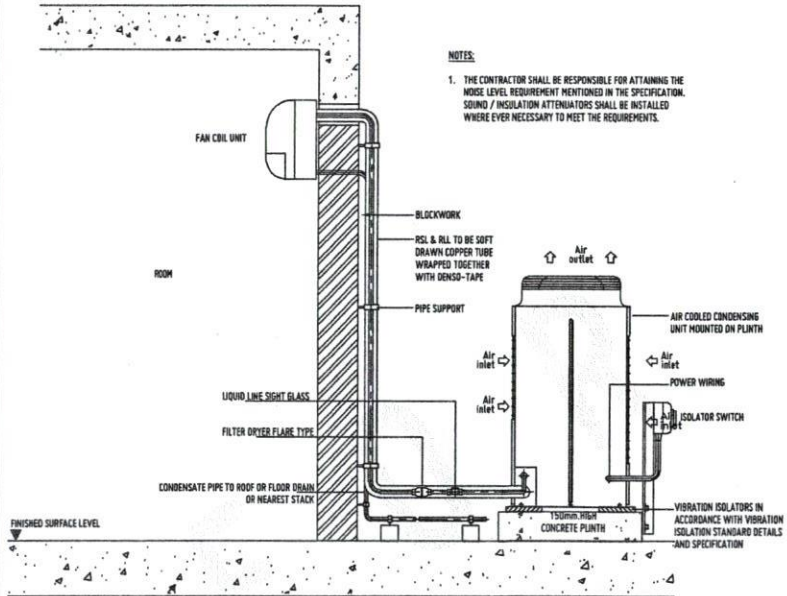
MARK NO.		QTY.	TYPE	LOCATION	CAPACITY HP/TR	SUPPLY FAN		OPERATING TEMPERATURE				COMPRESSOR DATA			REFRIGERANT DATA		
OUTDOOR	INDOOR					AIR FLOW LPS	MOTOR WATTS	E.A.T. deg.C	EVAPORATING deg.C	CONDENSING deg.C	CONDENSING deg.F	DISCHARGE PRESSURE (PSI)	V	PH	Hz		
ACCU 1-01	FCU 1-01	1	WALL MOUNTED	GF - OFFICE	1.0 HP	VARIABLE	VARIABLE	37	4.44	40	48.0	120	1.0	230	1	60	R410 OR APPROVE EQUAL
ACCU 1-02	FCU 1-02	2	WALL MOUNTED	GF - MULTI-PURPOSE AREA	3 HP	VARIABLE	VARIABLE	37	4.44	40	48.0	120	3.0	230	1	60	R410 OR APPROVE EQUAL
ACCU 1-03	FCU 1-03	1	FLOOR MOUNTED	GF - LOBBY	3 HP	VARIABLE	VARIABLE	37	4.44	40	48.0	120	3.0	230	1	60	R410 OR APPROVE EQUAL
ACCU 2-01	FCU 2-01	1	WALL MOUNTED	2F - BEDROOM UNIT 5	1.5 HP	VARIABLE	VARIABLE	37	4.44	40	48.0	120	1.5	230	1	60	R410 OR APPROVE EQUAL
ACCU 2-02	FCU 2-02	1	WALL MOUNTED	2F - BEDROOM UNIT 6	1.0 HP	VARIABLE	VARIABLE	37	4.44	40	48.0	120	1.0	230	1	60	R410 OR APPROVE EQUAL

ACU UNIT

MARK NO.	QTY	TYPE	LOCATION	COOLING CAPACITY(kJ/h)	FLOOR AREA (m ²)	POWER INPUT (W)
ACU 2-01	4 UNITS	WINDOW TYPE	BEDROOM UNITS (1-4)	7,500-9,500 (1.0HP)	15-18	VARIABLE

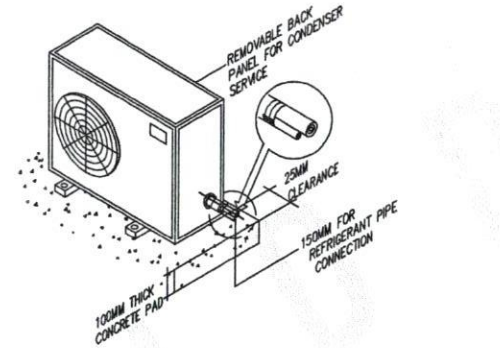
EQUIPMENT SCHEDULE FAN SCHEDULE

MARK NO.	QTY.	TYPE	LOCATION	CAPACITY LPS	STATIC PRESSURE PA	MOTOR DATA		
						WATTS	RPM	V/PH/Hz
EF 2-01	4	CEILING MOUNTED	BEDROOM 1-4 UNITS T&B	200	50	VARIABLE	360	230/1/60



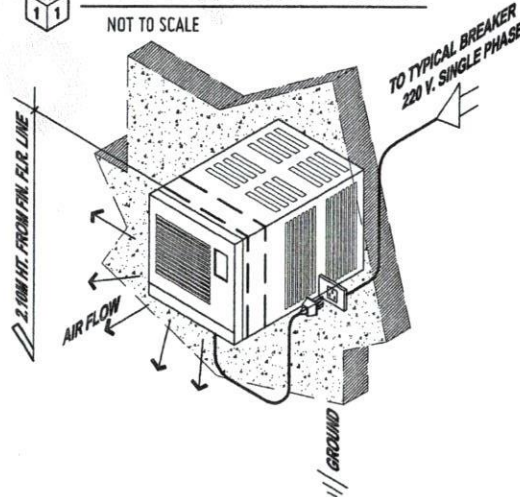
TYPICAL SPLIT-TYPE CONNECTION DETAIL

NOT TO SCALE



ACCU MOUNTING DETAIL

NOT TO SCALE



ACU WINDOW TYPE ISOMETRIC DETAIL

NOT TO SCALE

GENERAL NOTES :

- ALL MECHANICAL WORKS SHALL BE DONE IN ACCORDANCE WITH THE LATEST REQUIREMENTS OF THE PHILIPPINES NATIONAL BUILDING CODE, PSME CODE, PSVARE ASHRAE, SMACNA, FIRE CODE OF THE PHILIPPINES AND OTHER REGULATION OF THE LOCAL COMMUNITY.
- THE TOTAL SCOPE OF WORKS SHALL INCLUDE ALL WORKS DESCRIBED IN THE PLANS LISTED IN THE TECHNICAL SPECIFICATIONS FOR MECHANICAL WORKS.
- THE WORKS SHALL BE EXECUTED IN CLOSED COORDINATION WITH ALL OTHER TRADES.
- THE CONTRACTOR SHALL SUBMIT SHOP DRAWINGS, EQUIPMENT CATALOG, SAMPLES OF ALL THE MATERIAL TO BE USED BEFORE EXECUTION OF THE WORKS.
- THE CONTRACTOR OR SUPPLIER SHALL INSTALL ALL MATERIAL AND EQUIPMENT IN ACCORDANCE WITH THE MANUFACTURER'S RECOMMENDATION.
- ALL PIPE AND DUCT PENETRATION SHALL BE CAULKED WITH FIRE SEALANT.
- ALL EQUIPMENT REST ON SLAB AND CEILING SHALL BE PROVIDED WITH VIBRATION ISOLATOR TO PREVENT VIBRATION AND NOISE TRANSMISSION.
- THE CONTRACTOR SHALL BE RESPONSIBLE FOR ALL CONCRETE PAD AND SUPPORT OF ALL MECHANICAL EQUIPMENT.
- THE CONTRACTOR SHALL ARRANGED THE PIPING, DUCTING AND EQUIPMENT TO HAVE EASY ACCESS FOR REMOVING, CLEANING AND SERVICING WITHOUT DISMANTLING THE SYSTEM.
- ALL POWER WIRING UP TO SPLICE BOX SHALL BE THE ELECTRICAL CONTRACTOR FROM SPLICE BOX TO THE EQUIPMENT BY MECHANICAL CONTRACTOR.
- PROVIDE AND INSTALL CONTROLS AND CONTROL WIRINGS FOR ALL AIR-CONDITIONING EQUIPMENT.
- PROVIDE THERMOSTAT TO ALL INDOOR UNITS.
- PROVIDE SEPARATE CONDENSER DRAIN RISER.
- PIPE ALL EQUIPMENT DRAIN TO THE NEAREST FLOOR DRAIN PROVIDED BY PLUMBING CONTRACTOR.
- THE CONTRACTOR SHALL BE RESPONSIBLE FOR ALL BALANCING, TESTING AND COMMISSIONING OF THE WHOLE AIR CONDITIONING, VENTILATION SYSTEM AND SUBMIT WRITTEN DATA PRIOR TO TURN OVER.
- WORKMANSHIP : THE WORK THROUGHOUT SHALL BE EXECUTED IN THE BEST & MOST THOROUGH MANNER KNOWN TO TRADE & TO THE SATISFACTION OF THE ARCHITECT AND THE ENGINEER.
- THE CONTRACTOR SHALL BE RESPONSIBLE FOR SECURING ALL GOVERNMENT/LOCAL CONSTRUCTION AND OPERATION PERMITS AND PAY ALL THE REQUIRED FEES.

NOTES ON PIPING INSTALLATION:

- REFRIGERANT PIPES SHALL BE INTERNALLY CLEANED BY SWABBING WITH CLEAN COTTON CLOTH TO REMOVE ALL DUST, BURRS, AND OTHER MISCELLANEOUS DIRT.
- WHILE SOLDERING JOINTS, A SWEEP OF INERT NITROGEN GAS SHOULD BE PASSED THROUGH PIPES TO PREVENT OXIDATION DEPOSITS INSIDE.
- FITTINGS:
 - USE STANDARD LONG RADIUS COPPER ELBOWS, REDUCERS, ETC. DO NOT USE FIELD-FORMED ELBOWS, REDUCERS, ETC.
 - JOINTS BETWEEN PIPES SHOULD BE THROUGH STANDARD COPPER COUPLING FORMED FITTING MADE BY SWAGING OR ENLARGING ONE PIPE END TO BE ABLE TO RECEIVE THE OTHER PIPE SECTION WOULD NOT BE ALLOWED.
 - JOINTS TO SCREWED ACCESSORIES SUCH AS EXPANSION VALVES, FILTER DRIER, ETC. SHALL BE MADE WITH STANDARD FLARED FITTINGS.
- THE COMPLETED PIPING INSTALLATION SHOULD BE LEAK TESTED BY SUBJECTING THE SAME (BOTH LIQUID AND SUCTION LINE) TO A PRESSURE OF 3100 Pa USING DRY NITROGEN GAS. THIS PRESSURE SHOULD BE LEFT FOR 24 HOURS AND IF THERE IS NO NOTICEABLE REDUCTION IN PRESSURE WITHIN THE PERIOD, THE NITROGEN CHARGE SHALL BE RELIEVED DOWN TO 140KPa. TO SERVE AS HOLDING CHARGE WHILE WAITING FOR THE EQUIPMENT CONNECTION. IF THERE IS NOTICEABLE REDUCTION IN THE TEST PRESSURE, LEAK SHOULD BE LOCATED AND REPAIRED.
- PROPERLY TESTED PIPING SHOULD BE SECURELY CAPPED AT BOTH ENDS AND WITH HOLDING CHARGE AS STATED IN ITEM 4 ABOVE WHILE WAITING FOR FINAL CONNECTION TO EQUIPMENT. INSULATE SUCTION PIPING ONLY AFTER PROPER LEAK TESTING.



REPUBLIC OF THE PHILIPPINES
UNIVERSITY OF SCIENCE AND TECHNOLOGY OF SOUTHERN PHILIPPINES
CAGAYAN DE ORO CAMPUS
INFRASTRUCTURE PLANNING AND FACILITY DEVELOPMENT UNIT
CLARO R. NECTO AVENUE, LAPANAN, CAGAYAN DE ORO CITY 9000
TELEPHONE # (08822) 75-88-85 / (0880) 856-1138 / 056-1728 | TELE FAX (088) 856-4488
WEBSITE: www.ustip.edu.ph

PROFESSIONAL MECHANICAL ENGINEER
PRC NO. PFR NO.
DATE PLACE
OWNER

PROJECT
PROPOSED 2- STOREY MOCK HOTEL FOR HOTEL & RESTAURANT MANAGEMENT
LOCATION
USTP-OROQUETA CAMPUS, OROQUETA, MISAMIS OCCIDENTAL
OWNER
UNIVERSITY OF SCIENCE & TECHNOLOGY OF SOUTHERN PHILIPPINES

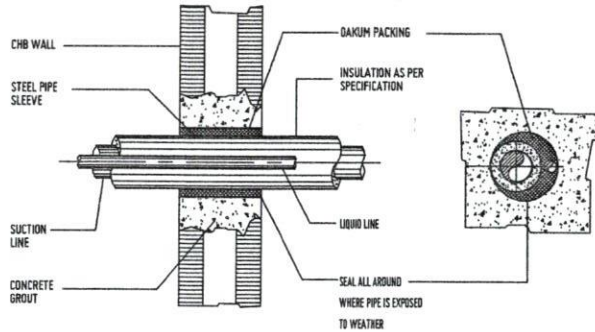
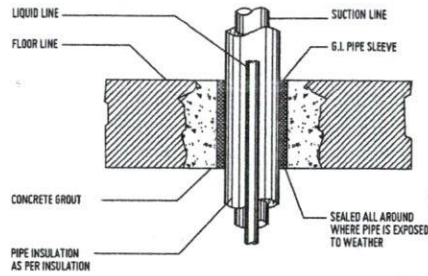
RECOMMENDING APPROVAL
AR. PERDINAND A. BUNYAN
DIR. OF INFRASTRUCTURE PLANNING AND FACILITY DEVELOPMENT

RECOMMENDING APPROVAL
ATY. ERWIN B. BELIO
PROJ. ENGINEER

APPROVED BY:
DR. AMBROSIO B. CULTURA II
PRESIDENT, USTP

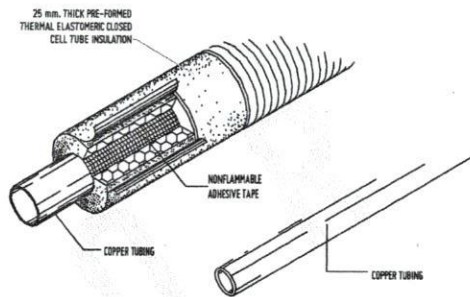
SHEET CONTENTS:
DRAWN BY:
DATE DRAWN:
PLOT:

M2



REFRIGERANT PIPE THRU WALL DETAIL

NOT TO SCALE

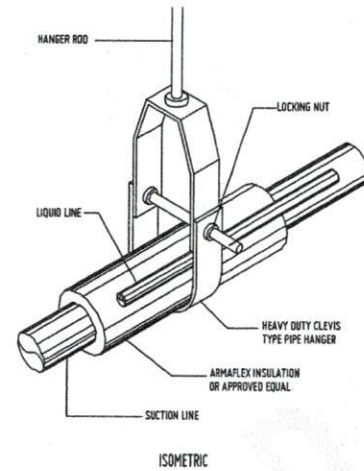


NOTE:

- CONDENSATE DRAIN PIPE INSULATION SHALL BE OF SIMILAR MATERIAL BUT 15 mm. THICK.
- PROVIDE ALUMINUM CLADDING FOR OUTDOOR REFRIGERANT PIPING.

REFRIGERANT PIPE INSULATION DETAIL

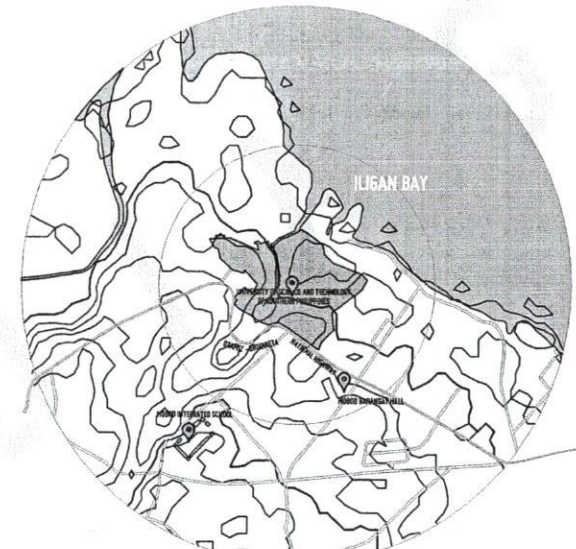
NOT TO SCALE



ISOMETRIC

REFRIGERANT PIPE HANGER DETAIL

NOT TO SCALE

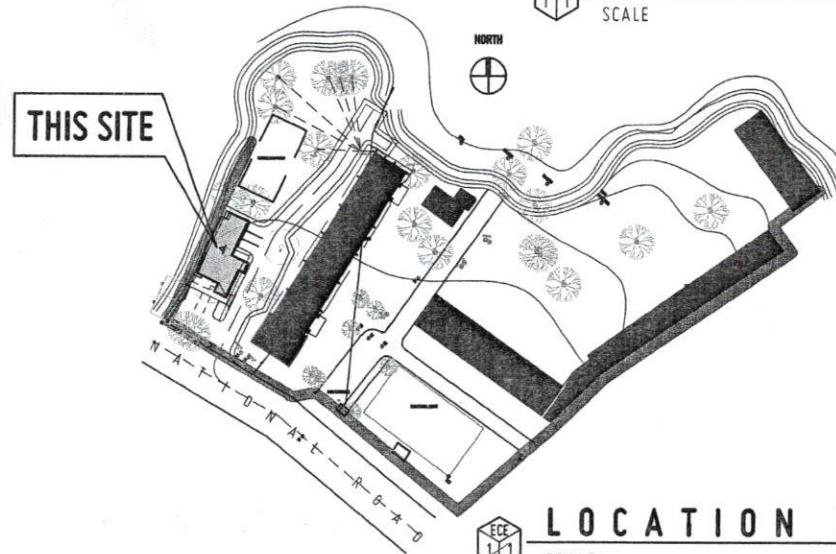


VICINITY MAP



SCALE

1:20000 MTS



LOCATION PLAN

SCALE

1:1500 MTS



REPUBLIC OF THE PHILIPPINES
UNIVERSITY OF SCIENCE AND TECHNOLOGY OF SOUTHERN PHILIPPINES
CAGAYAN DE ORO CAMPUS
INFRASTRUCTURE PLANNING AND FACILITY DEVELOPMENT UNIT
CLAY H. BECZA AVENUE, LAPAN, CAGAYAN DE ORO CITY 9000
TELEPHONE # (08822) 72-88-89 / (088) 858-1738 / 858-1139 | TELE FAX (088) 858-4886
WEBSITE: www.ustip.edu.ph

PROFESSIONAL MECHANICAL ENGINEER	PROJ. BCT
PRC NO.	LOCATION
PTR NO.	OWNER
DATE	
PLACE	

PROPOSED 2-STORY MOCK HOTEL for HOTEL & RESTAURANT MANAGEMENT
USTP-OROQUETA CAMPUS, OROQUETA, MISAMIS OCCIDENTAL
UNIVERSITY OF SCIENCE & TECHNOLOGY OF SOUTHERN PHILIPPINES

RECOMMENDING APPROVAL:
AR. ERIC N. B. BUNPA
DIRECTOR, INFRASTRUCTURE PLANNING & FACILITY DEVELOPMENT

RECOMMENDING APPROVAL:
ATTY. ERWIN B. BUEN
PROFESSOR, COLLEGE OF ENGINEERING

APPROVED BY:
DR. AMBRONIO B. CULTURA II
PROFESSOR, USTP SYSTEMS

SHEET CONTENTS:
DATE DRAWN:
PRC:

M3